



**SECOND  
FORM  
BOOSTER  
2024**


**Name:** \_\_\_\_\_

# LITERATURE



# THE DIFFERENCE THAT WINS

A) Order and colour.






1. Listen and read. 🎧<sup>24</sup>

## The fox and the armadillo

The fox has got a big land. He wants to have food but he is lazy. Suddenly, he has got an idea. He invites the armadillo to plant any crop he wants. In return, he can take part of the food.

**1** The fox is clever and wants to trick the armadillo.



OK!

The part above the ground is for me and the part below is for you.

**2** Later...



I've got leaves.

I've got potatoes.

**3** The fox has got a new idea.



OK!

Now, the part below the ground is for me.

**4** Later...



I've got roots.

I've got wheat.


**5** The fox is very angry. He has got a new plan.



OK!

The parts above AND below the ground are for me. The middle part is for you.

**6** The armadillo is very clever!



I've got roots and flowers. Oh no! I haven't got any food.

I've got corn.



2. Label.

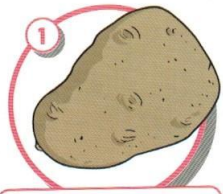
fox

corn

armadillo

wheat

potato



.....



.....



.....





.....



.....

3. Read and tick ✓.

		
1. He's very clever.	<input type="checkbox"/>	<input type="checkbox"/>
2. He hasn't got any food.	<input type="checkbox"/>	<input type="checkbox"/>
3. He can plant crops.	<input type="checkbox"/>	<input type="checkbox"/>
4. He's lazy.	<input type="checkbox"/>	<input type="checkbox"/>
5. He has got all the food.	<input type="checkbox"/>	<input type="checkbox"/>
6. He's angry.	<input type="checkbox"/>	<input type="checkbox"/>

3. Read the sentences about the story on page 56 and write *T* (True) or *F* (False). Correct the false information.

1. The fox has got a small land.

.....

2. The fox is very lazy.

.....

3. The armadillo can't plant crops.

.....

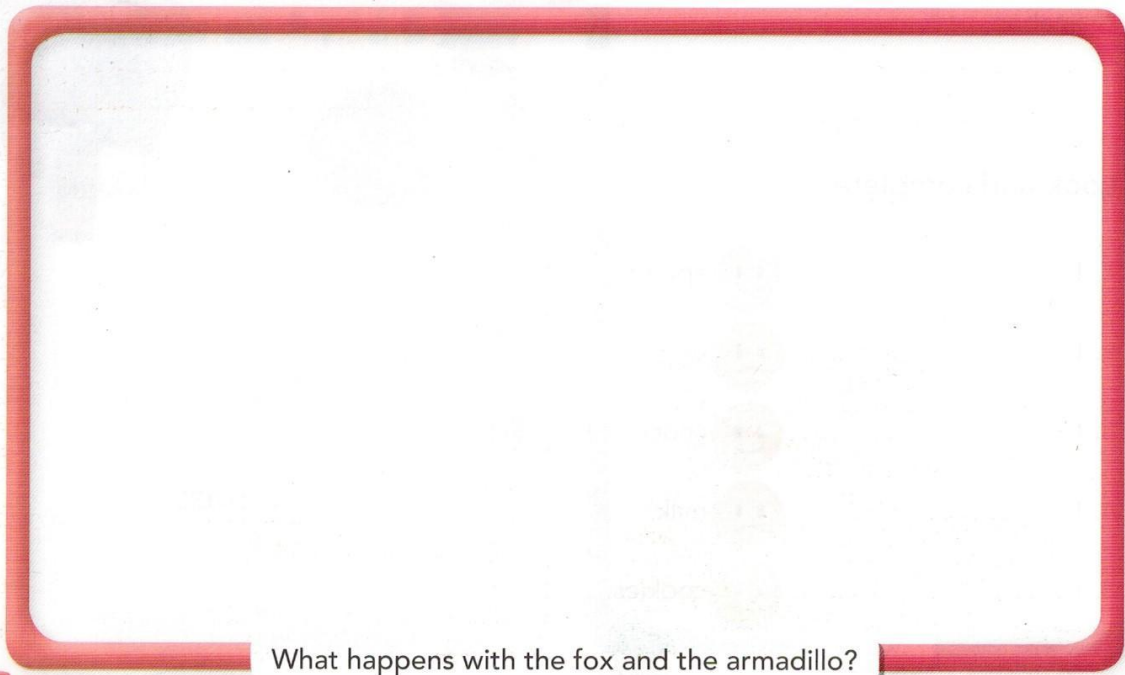
4. The armadillo and the fox have got a lot of food.

.....

5. The fox is very angry at the end.

.....

4. Draw an ending for the story.





## GREY'S AFRAID

### D) Rap it up!

### Grey's afraid!

A group of little children made their way  
To meet the infamous ghost at the  
campus,  
called Edipous Grey

It was said he was mighty  
It was said he had a scar  
It was said he swallowed dreams  
It was said he attacked.

Near the back garden  
Out of the dorms  
There he was  
The scariest? Of all?


Not at all!

There he came out shaking  
Stumbling through the doors  
And so he spoke to the children ...  
Ogres?

"I'm afraid of lizards  
I'm afraid o' sharks  
Tell me children  
What to do about that!"

"I'm afraid o' school  
I'm afraid o' rules  
I'm afraid o' larks  
And of the dark!"

"I'm afraid of bikes  
I'm afraid o' tides  
Of the sea and also tea  
Of witches and pipes!  
Of good-lads and bad!  
Tell me children  
What to do about that!"



Soon one said  
"Eh! Mr Grey!  
Wear your favourite costume  
And listen, stay mute!"

When dogs are big mamma said to me  
Lilly don't be silly and think shoo shoo  
If it doesn't help, throw off your shoes!"

So Grey nods and nods  
And off he goes  
The children now know  
Where they may go!

Everybody said "Hey!"  
Let's go and play  
Explore and visit  
Rock everywhere!

Carla Allende

- The giraffe, the Pelly and Me

## INTRODUCING ...



Billy

The Giraffe



The Pelly




The Duke of Hampshire



The Monkey

Text copyright (c) Roald Dahl. Courtesy of Penguin Books Ltd




Color the giraffe.

Blank handwriting lines consisting of a solid top line, a dashed middle line, and a solid bottom line.



- What do they eat? Connect.

Giraffe



Pelly



Monkey





"The Giraffe, the Pelly and Me" by Roald Dahl

1) Choose the correct words

1. The Grubber is a SWEET/ CLOTHES shop
2. The Grubber is AN OLD/ A NEW shop
3. The Grubber is a CLEAN/ DIRTY
4. A BATH/BED flies out of the window
5. The new door is RED/ BLUE
6. The door is SMALL/TALL



2) Write the colours

1. Giraffe has got eyes
2. Pelly is a bird
3. Pelly has got a beak
4. Monkey is Smart
5. Giraffe eats flowers

3) Match

- |  |                |
|--|----------------|
| 1. What does the man bring?              | A) the duke    |
| 2. Who sends the letter?                 | B) water       |
| 3. What is dirty at the Duke's house?    | C) her neck    |
| 4. What does Monkey put in Pelly's beak? | D) a letter    |
| 5. What part of Giraffe grows longer?    | E) the windows |

## Part 2: Ladderless Window Cleaning Company

Describe the three animals and their special abilities.


\*Remember to use colorful verbs and descriptive adjectives when you are describing the giraffe, pelican, monkey, Billy, and the Duke.




## Part 3: Billy and the Grubber

Describe Billy and his dream of owning a sweet shop.




## Part 4: The Duke of Hampshire

Describe the Duke of Hampshire and how he rewards the giraffe, the pelican, and the monkey for cleaning his windows and capturing the Cobra.

✓ Remember to proofread and edit your first draft for mistakes in spelling, punctuation, capitalization, and grammar.

Name: \_\_\_\_\_ Date: \_\_\_\_\_

# The Giraffe and the Pelly and Me

y m c o e r y g k n r e p d n y a  
u o u e j n i g i b j m r c p t g  
k m c k a r c i n s t u n l a w w  
c y n l a e b m j l k f e a t d n  
e h e f h s j e d h y t w t l f h  
n g f j l a d d e r l e s s l p a  
h e k c i g a m d w w i n d o w s  
a t i n k l e t i n k l e t r e e  
k a u o c n b u k t r n f e y e r  
m u n j o u m g m o u s t a c h e  
y p k j r c j y u i s n p p b h e  
d t c g c j i e s o j e w e l s o  
m b l p b a e k g i m f a y n p j  
g a h w f n n n g y p k m i s n k  
r b g t r d k o t e k u d f m d p  
p e l i c a n m r l f m r r f j d  
e s u o h e r i h s p m a h n e k

walnuts

burglar

Hampshire House

ladderless

moustache

beak

duke

tinkle tinkle tree

magic

pelican

neck


giraffe

jewels

monkey

windows

# The giraffe pelly and me



## Across

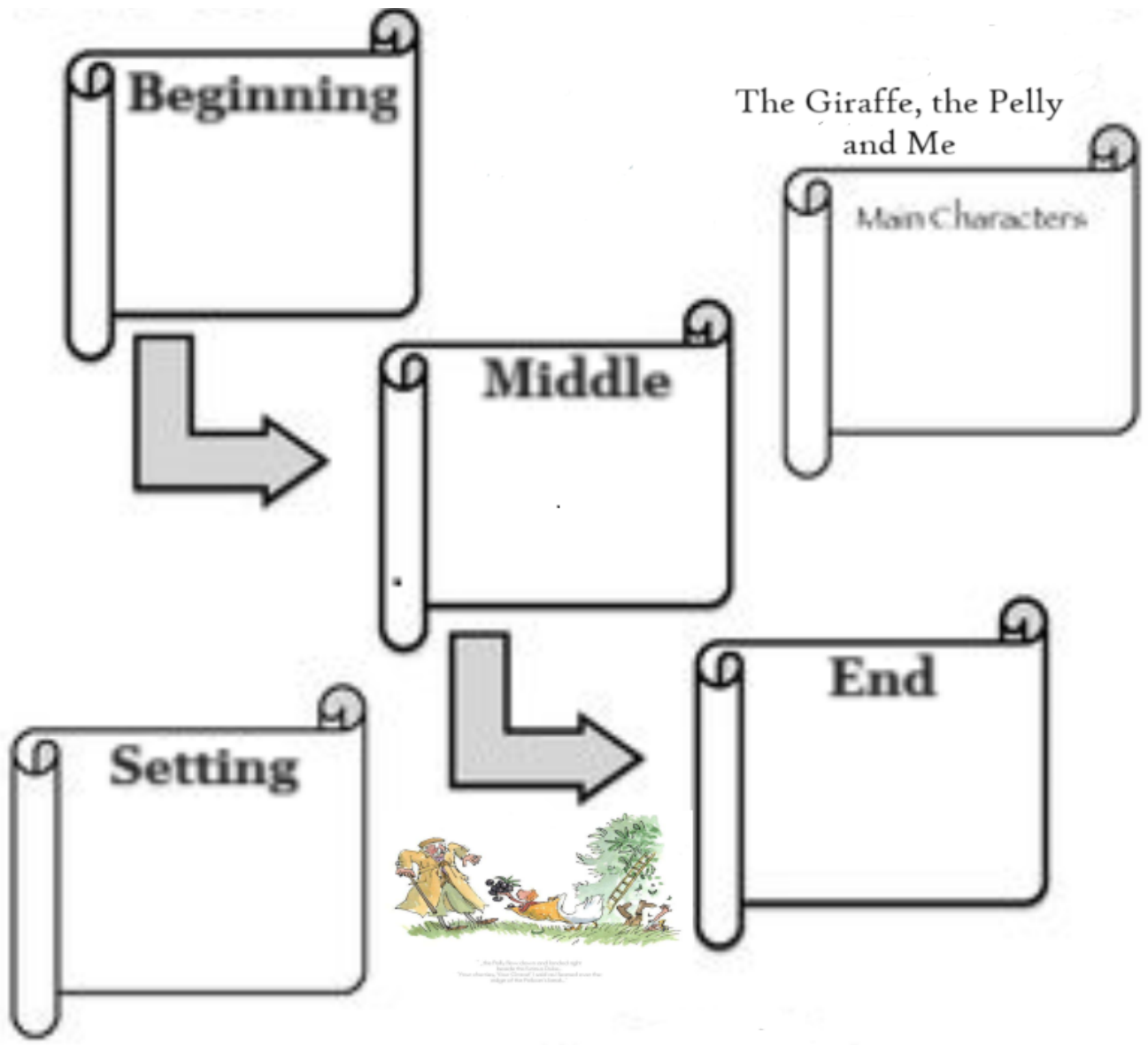
1. What fruit did the pelican and the boy pick
5. Where was the setting
7. How many windows were there in numbers
8. Who is me
11. Who caught the robber
14. What does the giraffe do to reach the top
16. What was the pelicans special feature

19. Who was the old man
20. What is the house called


## Down

2. What does the giraffe eat and it has this - somewhere in the word
3. What was the sweet from Australia
4. What was the name of the company
6. Why did the pelican drop the water

9. What was the monkeys favourite food
10. What type of giraffe was it
12. What colour was the door
13. What was a grubber
15. Who was the robber
17. What was the pelicans favourite food
18. Who was the lady flying down the stairs



# My Winnie the Witch Activity Book



## Winnie's Song

1 Listen and sing.

A big tall hat  
Ten long toes  
A black magic wand  
A long red nose.

She's Winnie  
Winnie the Witch.

A long black tail  
Big green eyes  
He goes with Winnie  
When she flies.

He's Wilbur  
Wilbur the cat.






# Winnie AND Wilbur

COLOUR WINNIE  
AND WILBUR!



1. LABEL THE MISSING ITEMS.

MAGIC WAND	HAT	SHOES	DRESS	POCKET
STOCKINGS	TAIL	WHISKERS	TEETH	





# 1 Where is Wilbur? PAGES 2-9

2 Find eight words and circle them.  
Look at pages 2-8.



b	e	d	f	w	i	t
a	c	o	e	y	e	s
t	h	o	u	s	e	y
h	a	r	n	c	a	t
w	i	t	c	h	k	a
q	r	n	w	e	z	f



3 Colour Winnie's clothes.  
Look at page 7.



4 Answer yes ✓ or no ✗.


- 1 Winnie's dress is blue and green.
- 2 Winnie's hat is purple, yellow, red, and green.
- 3 Winnie's shoes are yellow and blue.




5 Match the pictures with the words.



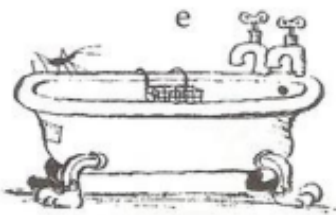

bed  
chair



cat  
black



bath  
house



6 Write the words in the gaps.

bath bed black cat chair house witch

This is my house chant.

Winnie the W i t c h

Lives in a house

A \_\_\_\_\_ in the forest.

The house is black.

The \_\_\_\_\_ is black.

The \_\_\_\_\_ is black.

The \_\_\_\_\_ is black.

And even her cat

Wilbur the \_\_\_\_\_

Is \_\_\_\_\_.

Now say it with the cassette (Side 2).





## 2 Winnie is angry PAGES 10-19

7 Where does Wilbur go? Finish the line.




8 Where are the frogs and the cats? Read and colour.



There's a green frog in the cupboard.  
There's a blue frog under the bed.  
There's a purple frog on the bath.  
There's a red frog on the door.

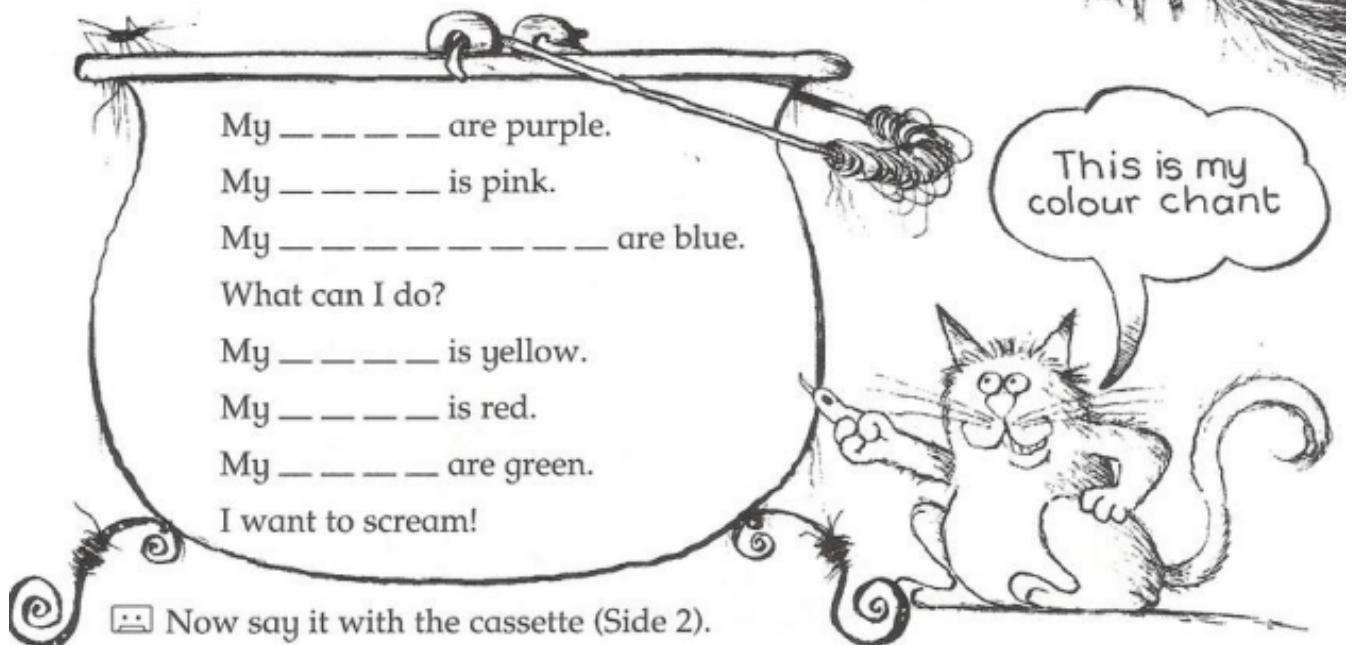
There's a black cat under the chair.  
There's a green cat in the bath.  
There's a pink cat on the floor.  
There's a yellow cat in the cupboard.

9 Match the words with the parts of the body.



10 Write the words in the gaps.  
Look at page 18.

body eyes head legs tail whiskers



11 Write the sentences.

1



2



3



4




5



6



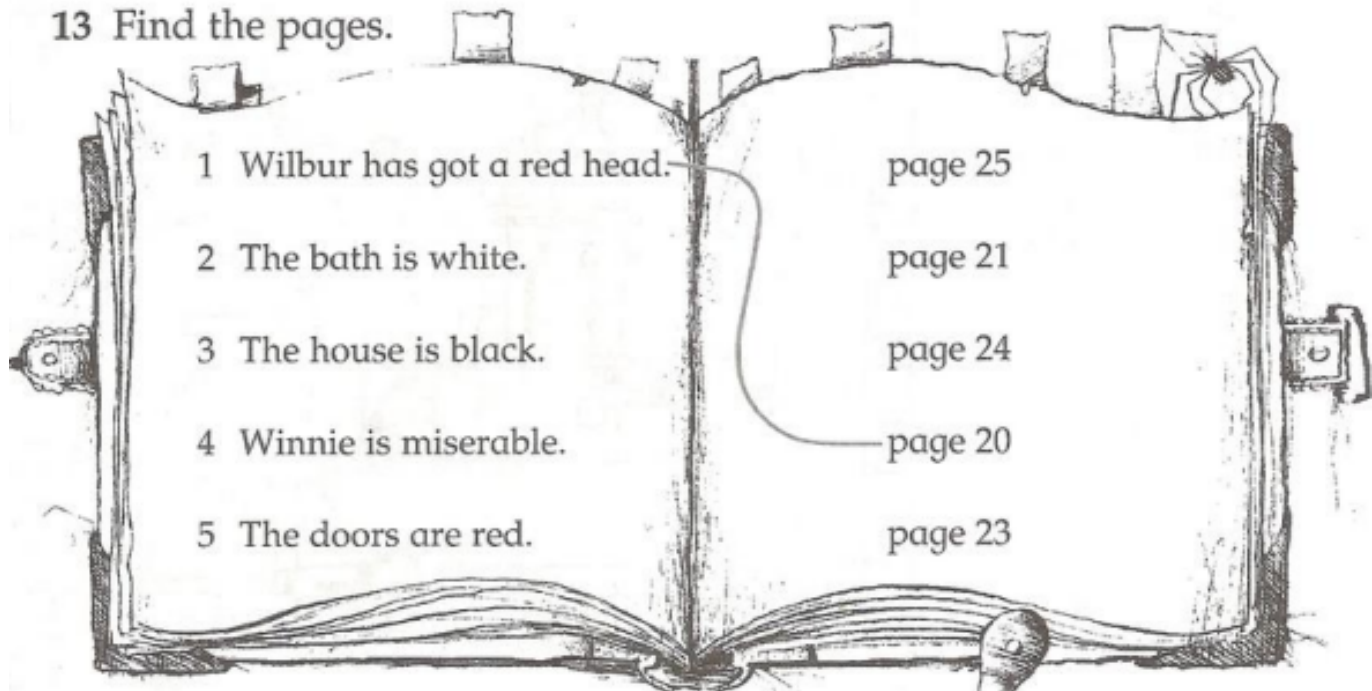
12 Colour Wilbur.







### 3 Wilbur is miserable PAGES 20-25

13 Find the pages.




14 Put the words in the right place.



15 Colour by number.

Millie's house

- one = green
- two = pink
- three = red
- four = yellow
- five = purple
- six = blue



16 Look at page 24. Spot the differences.

Then look at the ANSWERS.



17 How many? Count. Write.

1 There are \_\_\_\_\_ witches.

2 There are \_\_\_\_\_ cats.

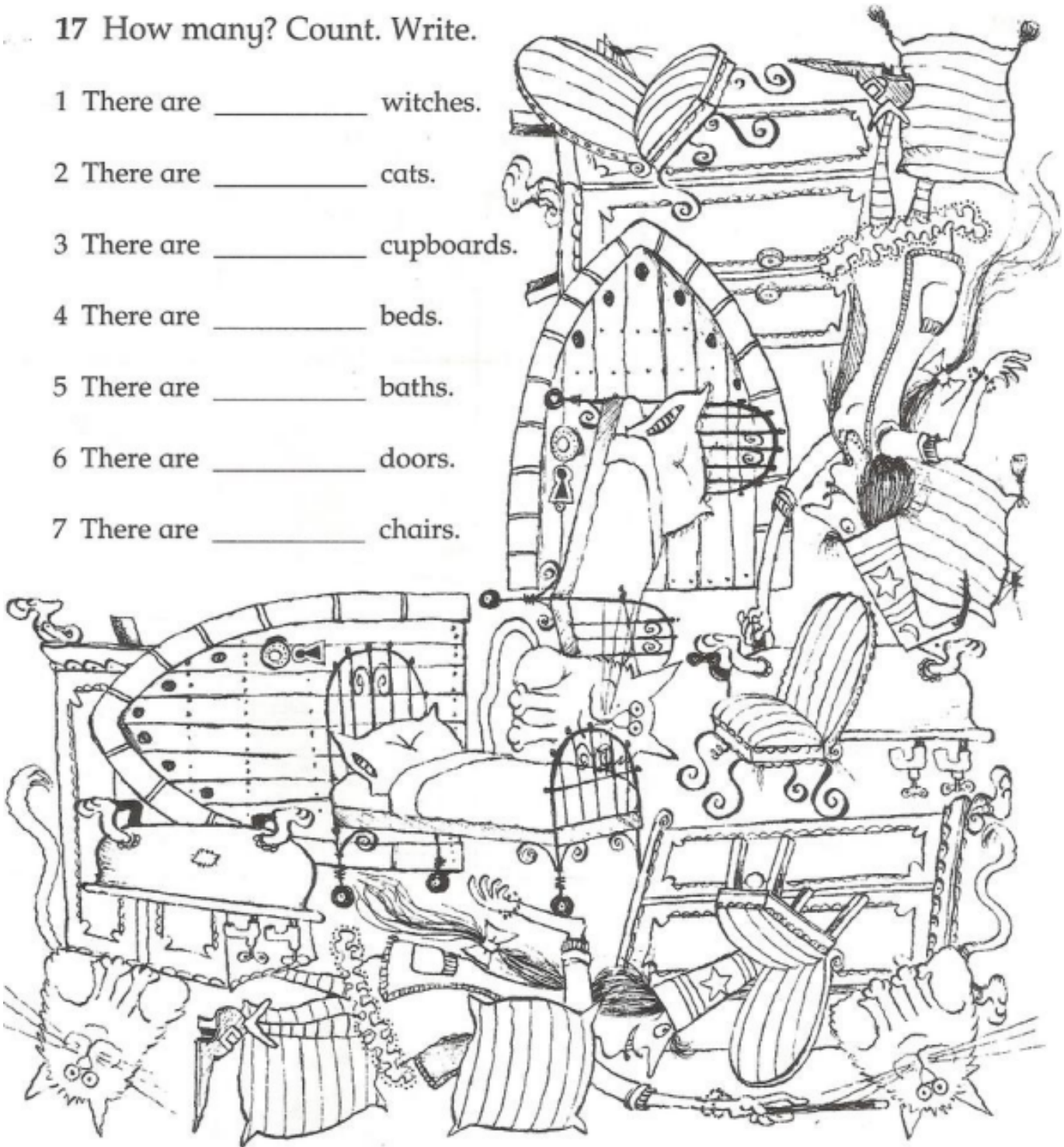
3 There are \_\_\_\_\_ cupboards.

4 There are \_\_\_\_\_ beds.

5 There are \_\_\_\_\_ baths.

6 There are \_\_\_\_\_ doors.

7 There are \_\_\_\_\_ chairs.



Read and colour.

The cupboards are green and purple. The beds are pink and blue. The witches are red and yellow. The doors are green. The cats have got black bodies, purple legs, green tails, yellow heads, green whiskers, and pink eyes. The chairs are blue and red. The baths are purple.



# Winnie in Winter

**a)** Draw lines from the words to Winnie's clothes.

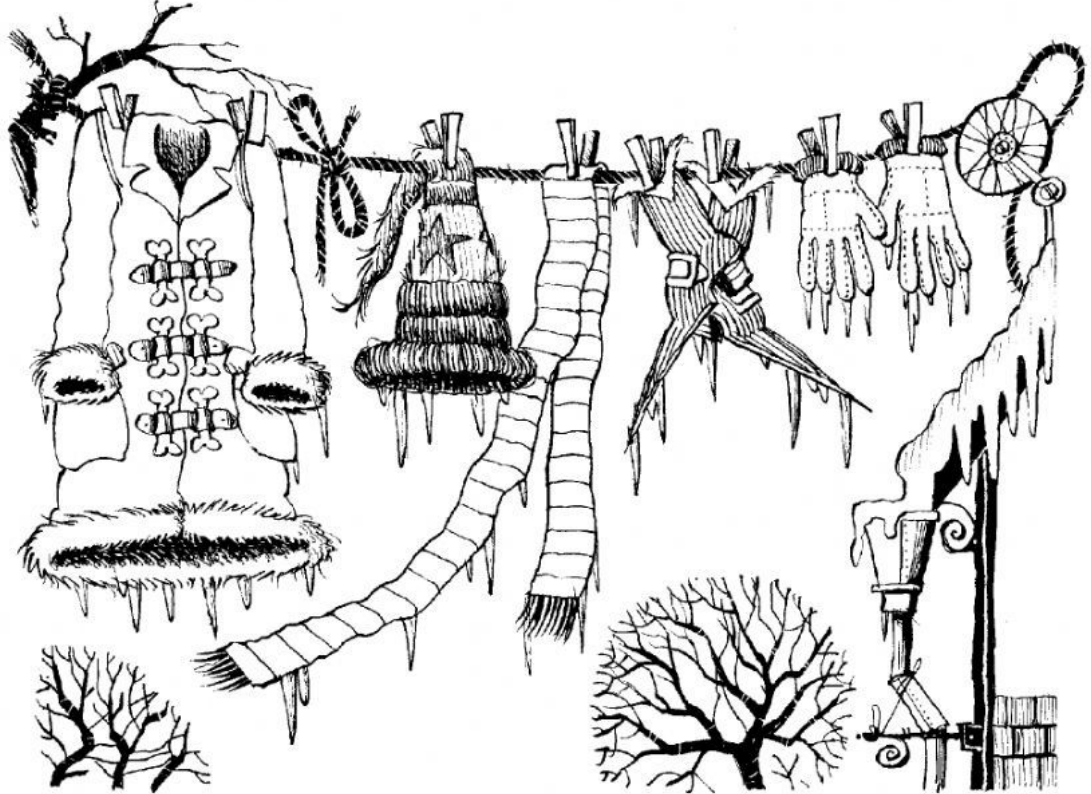
coat

scarf

gloves

hat

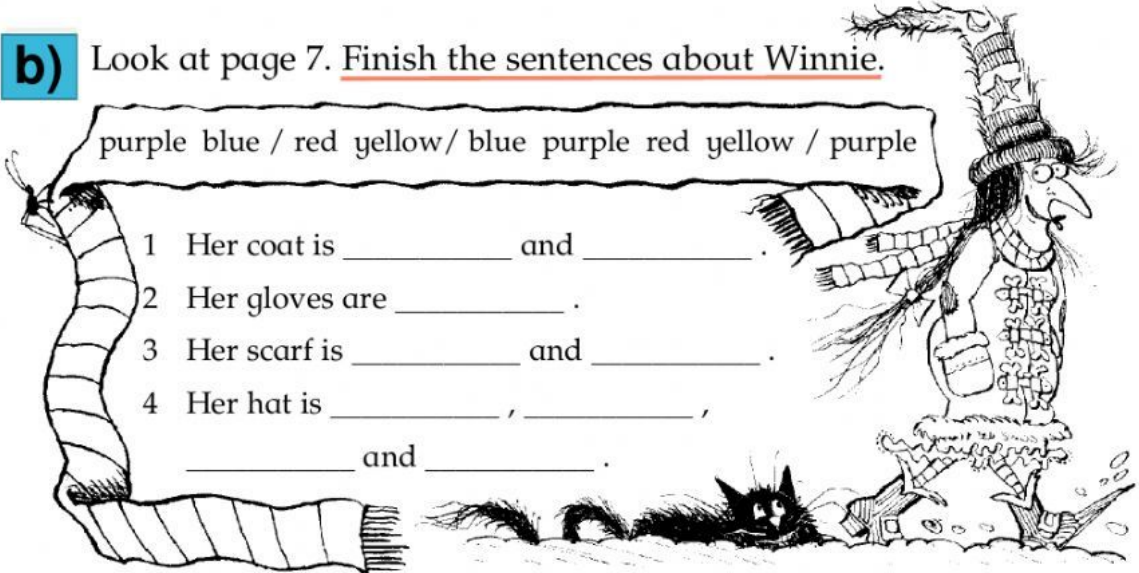
boots



**b)** Look at page 7. Finish the sentences about Winnie.

purple blue / red yellow / blue purple red yellow / purple


- 1 Her coat is \_\_\_\_\_ and \_\_\_\_\_.
- 2 Her gloves are \_\_\_\_\_.
- 3 Her scarf is \_\_\_\_\_ and \_\_\_\_\_.
- 4 Her hat is \_\_\_\_\_, \_\_\_\_\_,  
\_\_\_\_\_ and \_\_\_\_\_.



# Winnie the Witch

Valerie Thomas and Korky Paul

## WORD SEARCH



K	Q	A	T	N	F	P	G	H	R
C	S	P	E	L	L	V	C	E	R
I	E	L	O	N	B	T	W	A	E
T	W	R	M	X	I	T	T	Z	T
S	Y	C	K	W	F	Y	U	P	N
M	E	I	N	N	I	W	J	Z	I
O	D	G	S	W	P	L	O	D	W
O	W	A	N	D	E	S	B	T	U
R	G	M	S	O	I	C	D	U	S
B	I	R	F	L	Y	I	N	G	R

CAN YOU FIND THE HIDDEN WORDS?

Hidden in the grid you'll find 10 words from the 'Winnie the Witch' stories.

The words can be written any way - forwards and backwards,  
top to bottom and bottom to top,  
left to right and right to left  
and even diagonally.

SEE HOW QUICKLY YOU CAN FIND THEM ALL!



OXFORD

BROOMSTICK, CAT, FLYING, MAGIC, SPELL, WAND, WILBUR, WINNIE, WINTER, WITCH.

32921

Illustrations © Korky Paul

18 Colour the cats. Then play the game with a friend.

HOW TO PLAY

1 Put your counter on START












2 Throw a dice to move.



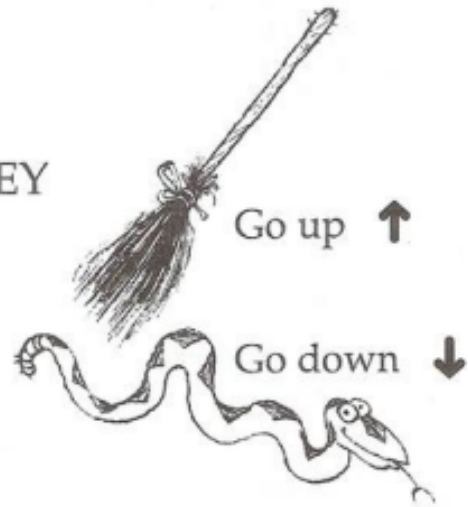
3 If you land on a picture read the KEY.



21		22 black 	23
20	19 	18 	
11	12 	13 pink 	
10	9 	8	
1 START	2 	3	



KEY



Go back ←

- Wilbur is yellow. Go back 1 square.
- Wilbur is blue. Go back 3 squares.
- Wilbur is pink. Go back 5 squares.
- Winnie sits on Wilbur. Go back to START.

Go forward →

- Wilbur is black. Go forward 2 squares.
- Winnie waves her wand 3 times. Go forward 3 squares.
- Winnie waves her wand 4 times. Go forward 4 squares.
- Winnie is happy. Go forward 6 squares.



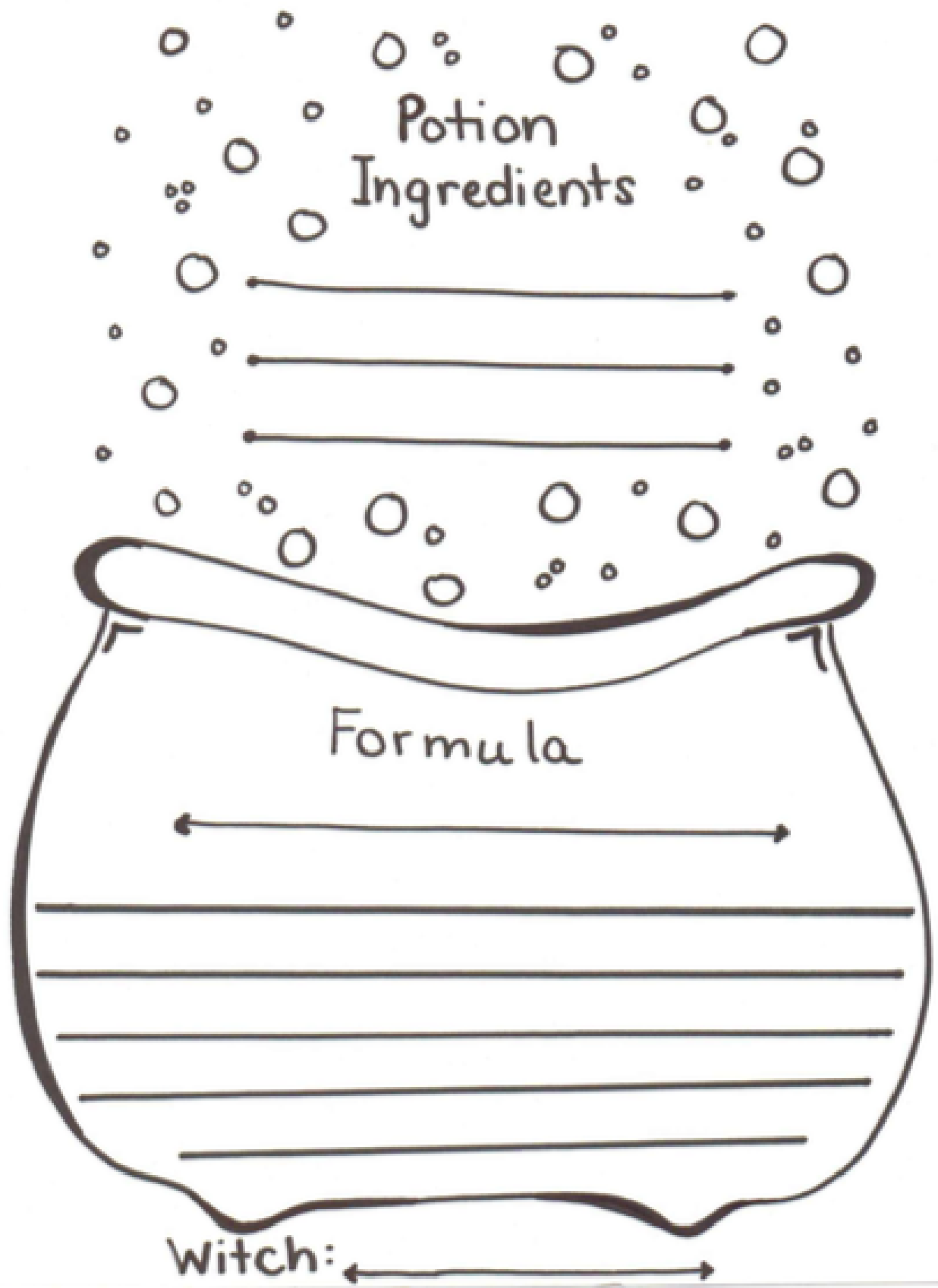


Draw a new hat for Winnie!


[www.winnie-the-witch.com](http://www.winnie-the-witch.com)

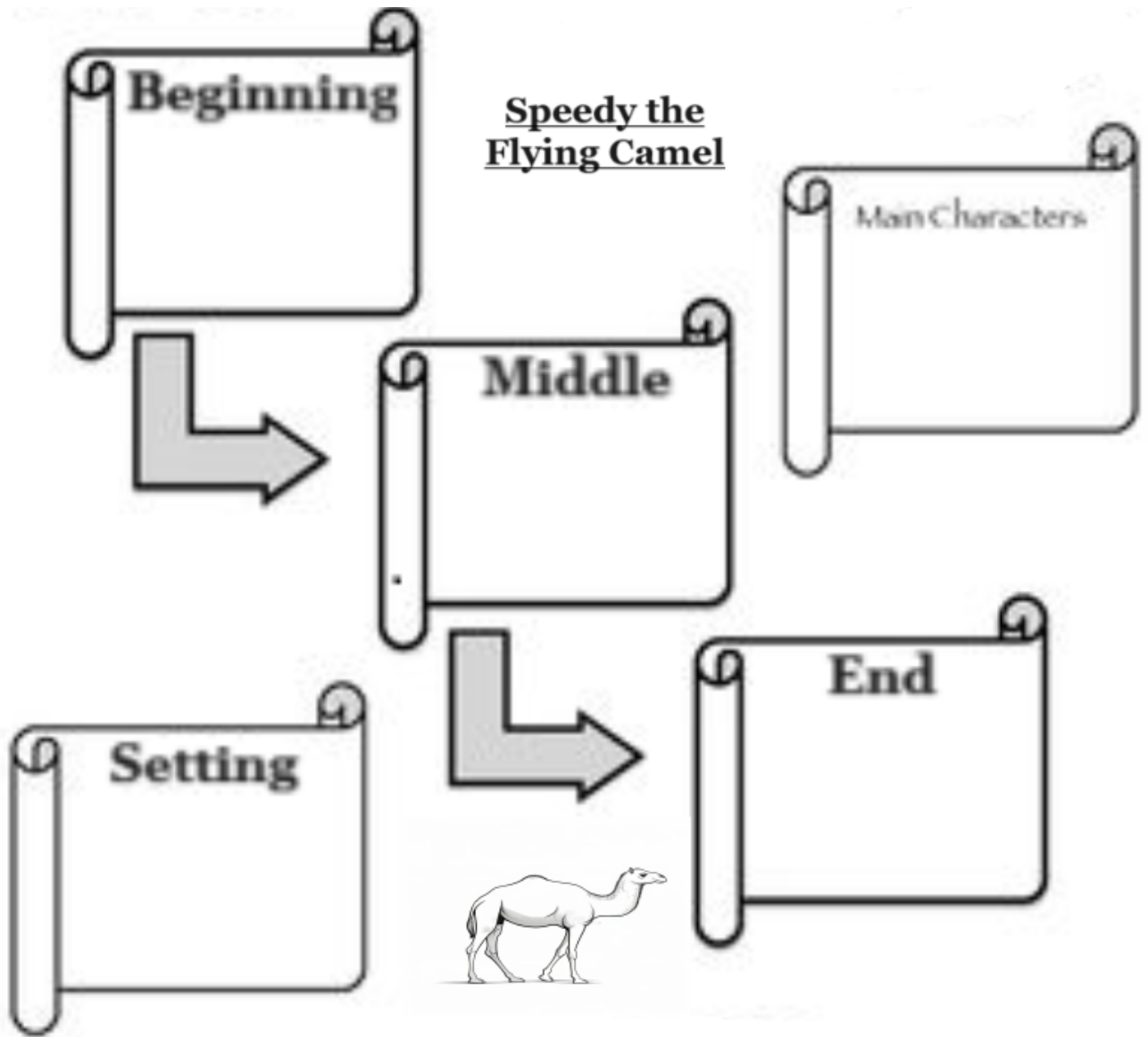
Illustrations © Korky Paul

OXFORD  
UNIVERSITY PRESS



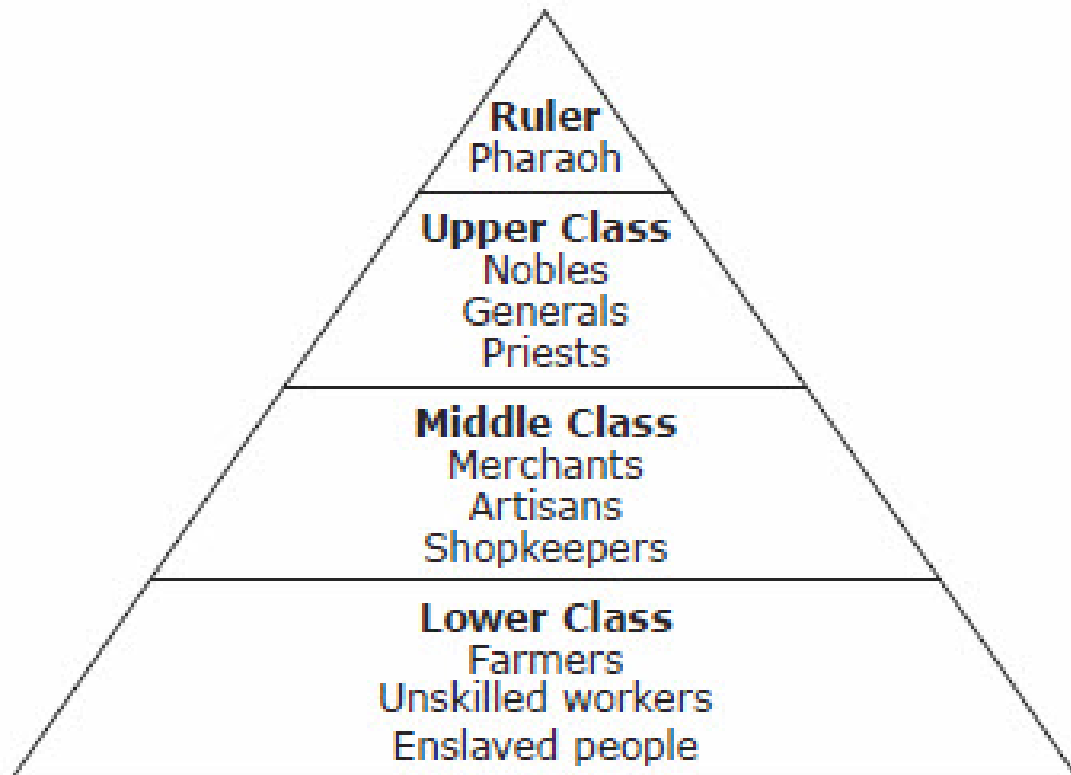

- Speedy the Flying Camel - F.H. Cornish








- Rhodopis - Jillian Korey O'Sullivan



Name: \_\_\_\_\_

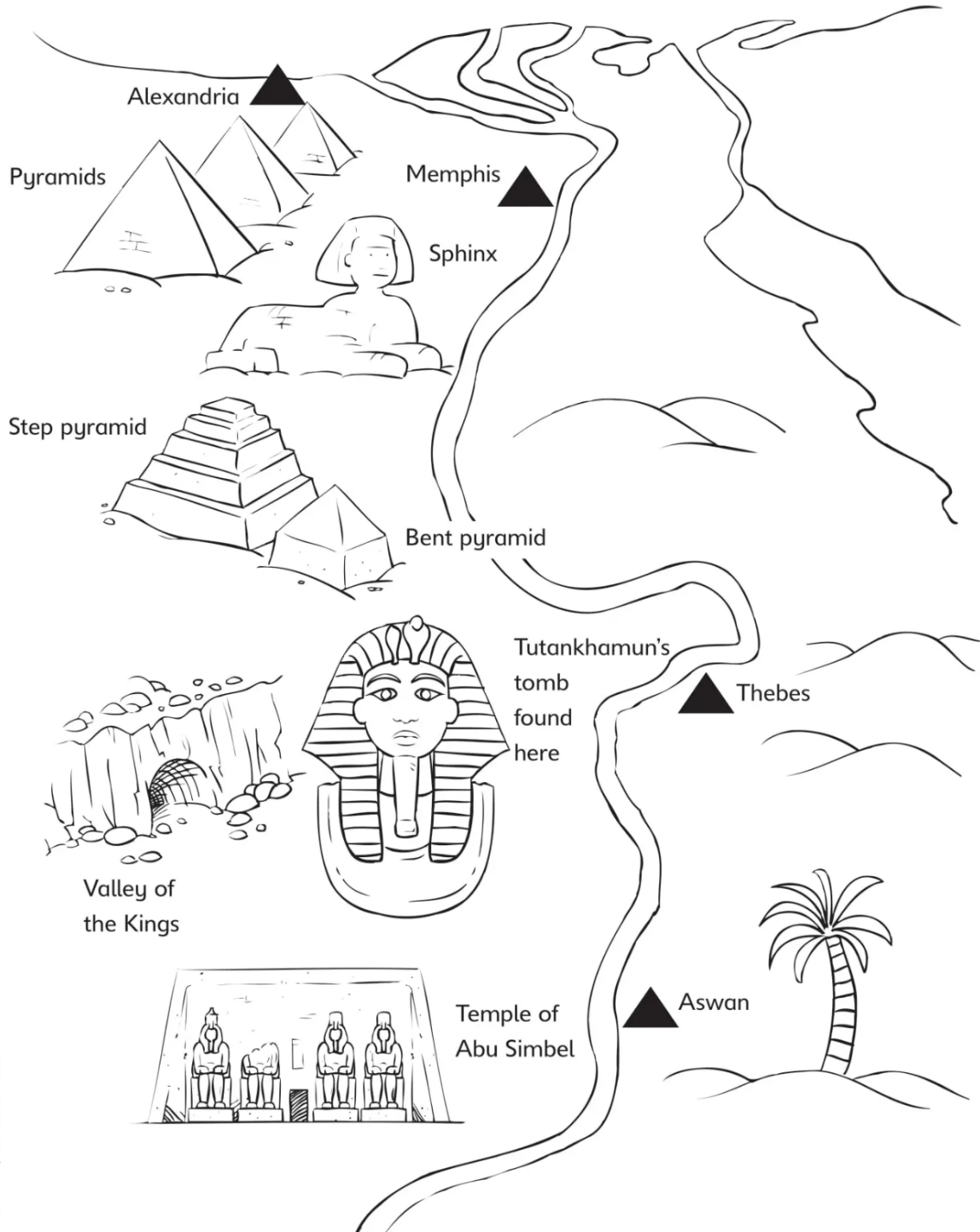
# Rhodopis's Traits

In each bubble, write a character trait that describes Rhodopis.



Name \_\_\_\_\_

# Map of Ancient Egypt



MARK BRIERLEY/BEEHIVE ILLUSTRATION

Name: \_\_\_\_\_ Date: \_\_\_\_\_

# The Egyptian Cinderella

S R E P P I L S U G M S B Y Q T T P Y G E F F F  
T U K U B E A G O X H E R T B V B F U A T V Q B  
V S U R Y P A P N B M V E S J V W A F U P W Y Q  
E C E E R G L J C U O E K E E V K Y B O U Y C P  
T G O D D E S S L S I H Z J M L M D J W D C R U  
X G Z V R E T S A M Y T O A C N I G S L Z I R L  
S X X M X G Y L Y Q J B U M J Z H N V T S N D E  
E W M P A H M E I Z X Y K C T P N V N T U U J U  
T U N P M O Q X E E R V R J H N N K N W R T Z S  
A P K Y A D R Z G I E Q J A Q J A O O V O A O F  
R L X H S F V B A X X J R N V U L V C Q H X T C  
I E L A I M S U U U Y A W O O O C Z R L O C K W  
P U R B S W F P M D O Z F O F P Q V F E A F K G  
A U O G B P N I N H L W F G U O J S V V S F V E  
R N B U X A U E E J I F Y A W S G O Q E J P L R  
J G I Y D S J N L T N R Q F C T R W S C X E E O  
P V A D B G E O Q X L N X K T I G S C H J A T V  
B Y G T I M V R K P Y R A M I D S U W A L R M G  
Z D R J R O A H P Z Z G E P D D Z F F R T L G S  
N G A I D N L T W O K N L V D E K E E I Z K A I  
E Y P M S K S Q N C G C B E H F A B F O G I J M  
H B I Y T E V H H Q B S R V W R E O B T M P P T  
O E K P P Y U Z M S I P O D O H R R L F V U A D  
Y A C T W F G T J D K O Z Z F T M C B S H K J H

pyramids  
amasis  
pharaoh  
monkey  
pirates


chariot  
tunic  
papyrus  
slave  
greece

falcon  
horus  
slippers  
robe  
rhodopis

nile  
kipa  
goddess  
master  
egypt

throne  
majesty  
birds  
servant

# The Egyptian Cinderella Crossword



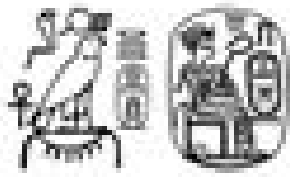
**Across**

- 2. "The servant girls cried out that she was a slave and not even \_\_\_\_\_."
- 5. What colour are the shoes that are given to Rhodopis?
- 6. Who appeared as falcon?
- 8. What colour was Rhodopis' hair?
- 9. The Pharaoh was called \_\_\_\_\_.

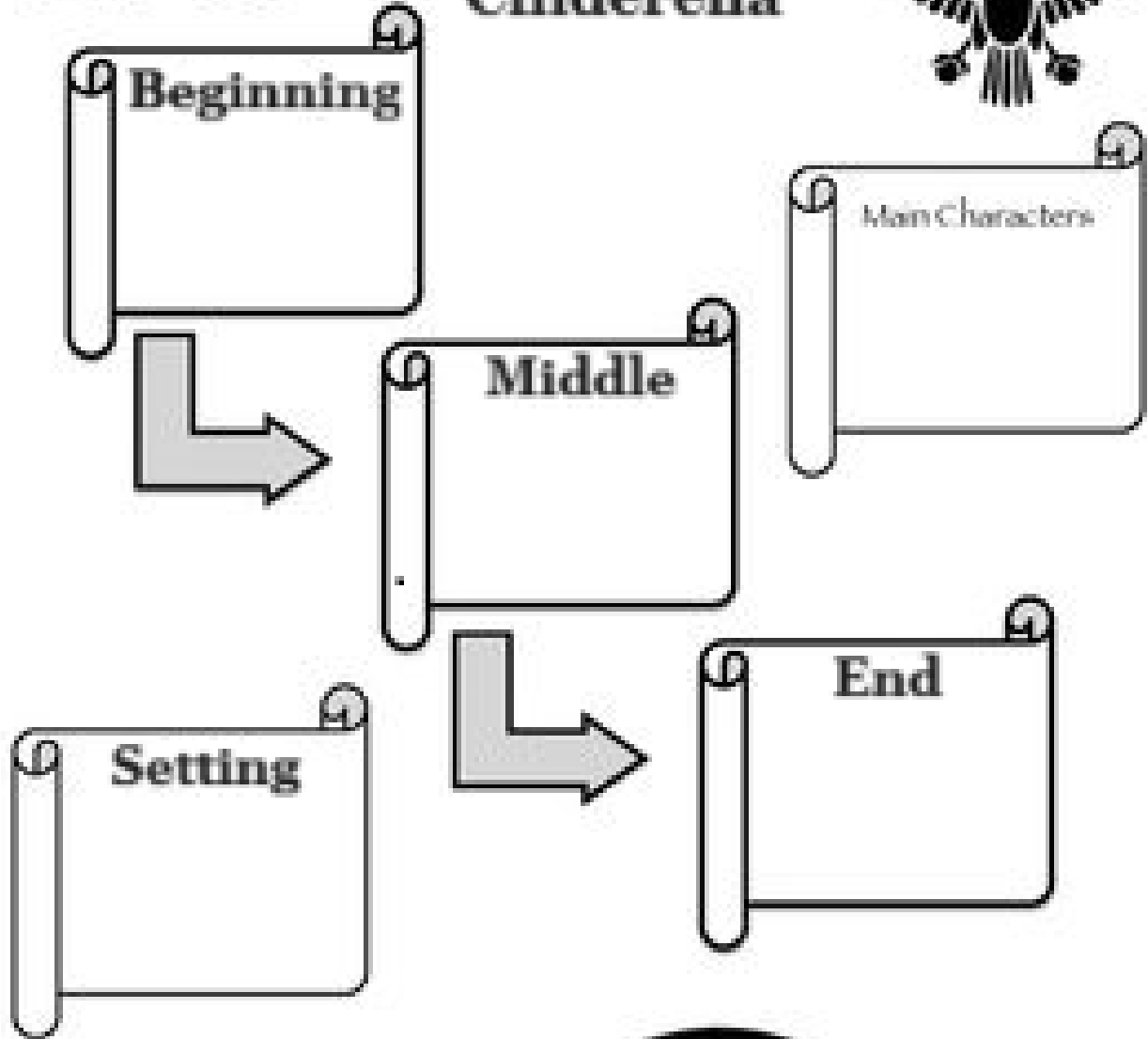
- 10. What is the main character's name?

**Down**

- 1. Rhodopis' hair was like p\_\_\_\_\_.
- 3. The Pharaoh said that Rhodopis had "eyes as \_\_\_\_\_ as the Nile"
- 4. Who was "beginning to hold court, sitting on his throne?"
- 7. Rhodopis only had who for friends?



# The Egyptian Cinderella





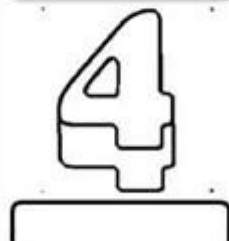
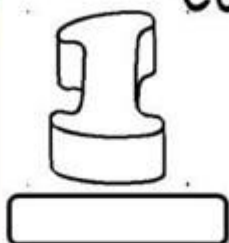
# Diagnosis period




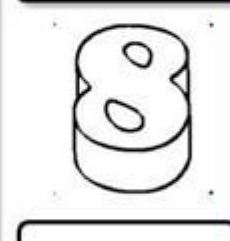

Name: ..... Class: ..... Date: .....

# COLOUR THE NUMBERS

Colour and label the numbers



EIGHT is GRAY  
THREE is PINK  
FIVE is ORANGE  
SIX is GREEN  
NINE is BLACK  
FOUR is PURPLE  
SEVEN is BROWN  
ONE is YELLOW  
TEN is RED  
TWO is BLUE



VOCABULARY WORKSHEET BY HERBER

ISLCollective.com

1. Complete.

name's I'm your nine old



2. Unscramble and match.

1. I'm ..... (v-n-e-s-e).
2. I'm ..... (e-h-r-t-e).
3. I'm ..... (n-e-o).
4. I'm ..... (i-f-e-v).



3. Answer and draw.

How old are you?  
.....



4. Look and answer.

What is it?



1. It's a .....



2. ....




3. ....



4. ....

5. Look and write.


What colour is it?



1. My eraser is .....



2. My ..... is .....



3. My ..... is .....



4. My ..... is .....



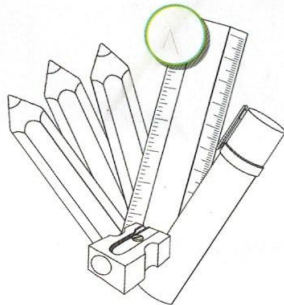
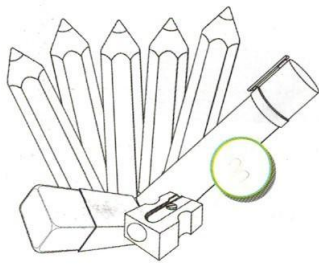
6. Match and colour.

What's in your pencil case?

1 One red ruler, one green sharpener, one blue pen and three coloured pencils: yellow, orange and purple.

2 Pink scissors, one blue pen, one blue and red eraser and three coloured pencils: orange, brown and green.

3 One blue pen, one red sharpener, one purple eraser and five pencils: yellow, green, pink, red and brown.



7. Answer and draw.

What's in your pencil case?

Draw.



# Vocabulary and Use of English



## INTEGRATION

Draw and answer.

What's your name? 😊

What's your name?

How old are you?

What's your favourite colour?

What's in your school bag?

.....  
.....

.....  
.....

.....  
.....

.....  
.....

You are unique. You are your name, your age and your favourite things. You are your feelings and emotions.  
You are special!





# CLASSROOM LANGUAGE

## Asking for something

Example: *Can I borrow your pencil, please?*

.....

.....

.....

.....

.....

## Asking about words

.....

.....

.....

.....

.....

## Asking for repetition/clarification

.....

.....

.....

.....

.....

## Asking for help/permission

.....

.....

.....

.....

.....

## Saying hello and goodbye

.....

.....

.....

.....


.....

## Saying sorry

.....

.....

.....



B) Get into 5 groups, choose a category and make attractive signs to hang on the walls. Decorate them as you wish.



# ALL ABOUT ME

MY NAME IS

I AM \_\_\_\_\_ YEARS OLD

MY BIRTHDAY IS ON \_\_\_\_\_

THIS IS ME / SELF PORTRAIT



★ FAVORITE TOY: \_\_\_\_\_

★ FAVORITE COLOR: \_\_\_\_\_

★ FAVORITE FOOD: \_\_\_\_\_

● MY FRIENDS ARE: \_\_\_\_\_

● I LIVE WITH: \_\_\_\_\_

● WHAT I LIKE TO DO: \_\_\_\_\_



# TOYS

## BREAK THE CODE

USE THE SECRET CODE TO FIND THE HIDDEN TOYS

1= A	7= G	13= M	19= S	25= Y
2= B	8= H	14= N	20= T	26= Z
3= C	9= I	15= O	21= U	
4= D	10= J	16= P	22= V	
5= E	11= K	17= Q	23= W	
6= F	12= L	18= R	24= X	

16 21 26 26 12 5

19 11 1 20 5 2 15 1 18 4

4 15 12 12


7 1 13 5 19 3 15 14 19 15 12

2 1 12 12











# DINOSAURIOS

## HOW MANY?



COUNT THE SIMILAR DINOSAURS AND WRITE THE NUMBER. (5 - FIVE)



 -	 -	 -	 -
 -	 -	 -	 -



# FEELINGS

WRITE THE CORRECT EMOTION



IN LOVE - HAPPY - SURPRISED - SAD - TIRED - ANGRY





# CUT AND GLUE THE CORRECT EMOTION

HUNGRY



THIRSTY



BORED



NERVOUS



SICK



CONFUSED

CUT AND GLUE 





# THE WEATHER

Join the dots and then match the drawings with the correct words.

• STORMY

• SUNNY






• WINDY

• CLOUDY

• SNOWY

• RAINY





## WORD SEARCH: SEASONS AND THE WEATHER

Words can be found horizontally, vertically, diagonally and backwards.

Y	N	O	C	L	O	U	D	Y	T	Y	Y	O	G
T	W	D	L	O	C	D	Y	L	S	N	M	I	G
R	Y	F	O	G	G	Y	W	R	G	N	O	T	M
G	U	N	N	U	D	I	O	T	T	U	O	S	G
R	Y	L	I	M	M	R	N	R	R	S	G	R	N
E	O	U	S	A	Y	Y	S	G	G	E	T	O	N
M	G	L	T	D	R	O	U	N	M	U	T	U	A
M	N	Y	N	M	P	W	S	F	N	S	R	L	O
U	T	I	T	S	R	M	T	D	S	U	H	O	T
S	W	D	Y	U	O	W	I	N	T	E	R	S	Y
R	Y	D	S	P	R	I	N	G	H	Y	O	Y	O
P	R	N	T	I	U	O	R	Y	M	R	O	T	S
Y	U	N	Y	Y	N	H	U	T	Y	C	F	N	U
R	R	I	N	R	S	M	M	N	R	Y	O	Y	H

SNOWY - SUNNY - WINDY - FOGGY - STORMY - WINTER - AUTUMN  
SPRING - HOT - SUMMER - CLOUDY - COLD - RAINY







# SCHOOL OBJECTS

LISTEN AND MATCH:

SCHOOL BAG

PENCIL

RULER


BOOK

SHARPENER

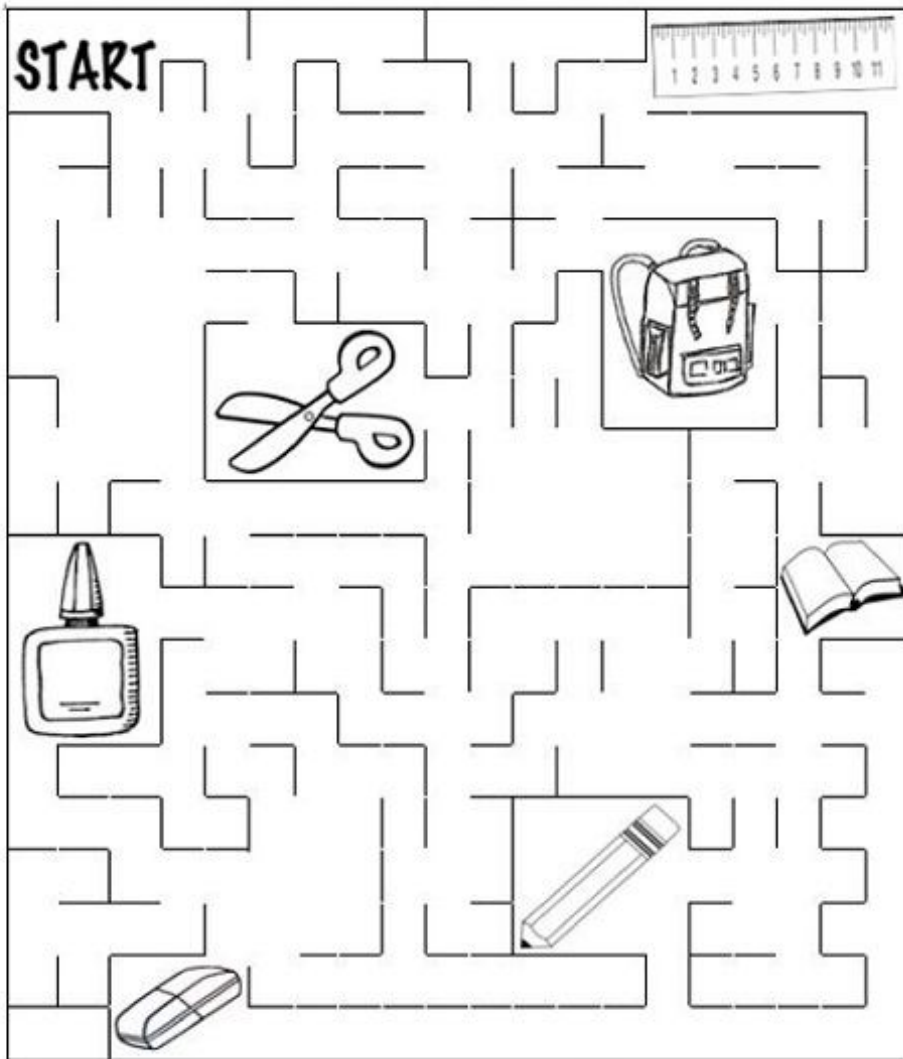
RUBBER

SCISSORS

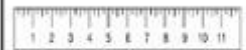
PENCIL CASE



# SCHOOL OBJECTS



scissors



ruler



eraser



glue



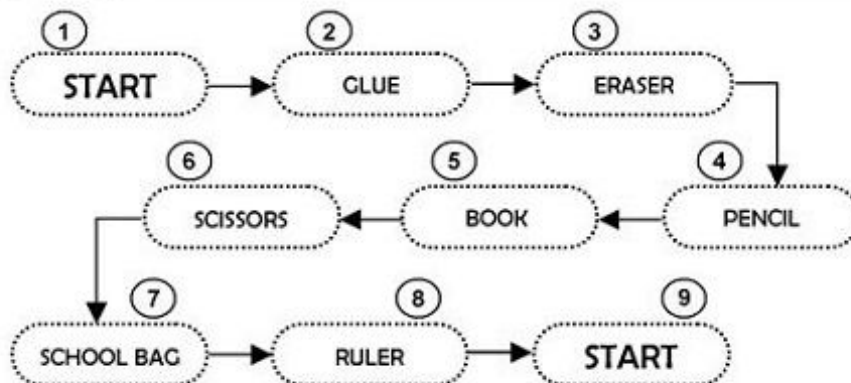
pencil



book



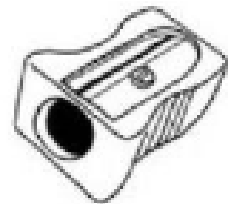


school bag





# SCHOOL OBJECTS




Read, complete the question and write the answer



What is it?  
It's a .....

What \_\_\_ it?  
It's a .....

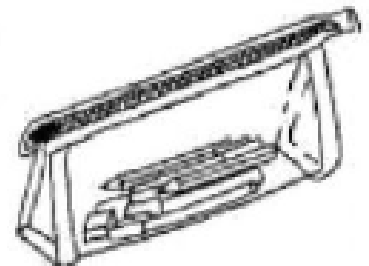
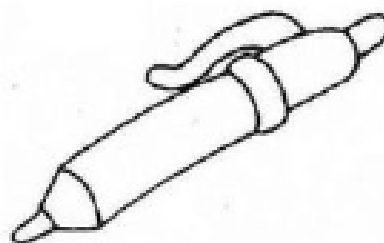

What is \_\_\_?  
It's a .....



What \_\_\_ it?  
It's a .....

\_\_\_\_\_ is it?  
It's a .....

What is \_\_\_?  
It's a .....



\_\_\_\_\_ is it?  
It's a .....

What is \_\_\_?  
It's a .....

What \_\_\_ it?  
It's a .....





# WORD SEARCH

Words can be found horizontally, vertically, diagonally and backwards.

C E B O O K T H Q P X H S P C  
A W R D K C R F E B K Q P E K  
L N A A R Z U B W A A S L E U  
C G K G S Q L H H C I P Y R N  
U X Q S E E E X P K E Z P H P  
L A M C N S R G E P L U X A I  
A V N I O H Q W N A J T Y J Y  
T T Z S T A K A C C C K V K K  
O S C S E R T P I K Q G D Y Z  
R Y C O B P X G L N B F H F G  
L H K R O E F L F O L D E R R  
A F M S O N T U G E C T J X P  
T H K E K E O E A N S N G J N  
P S P V W R Q C H C D X O T T  
W Y Q V R U Y N Q G S Q P U O

**CALCULATOR**  
**SHARPENER**  
**NOTEBOOK**  
**BACKPACK**

**FOLDER**  
**PENCIL**  
**GLUE**  
**RULER**

**ERASER**  
**BOOK**  
**PEN**  
**SCISSORS**




## READ AND COLOR

I LOVE STRAWBERRY ICE CREAM.




I LIKE ORANGE JUICE.



THEY LIKE CHEESE.


WE DON'T LIKE GREEN APPLES.



I DON'T LIKE RED GRAPES.



HE LIKES CHOCOLATE.





# RIDDLES



**CAN YOU GUESS THE WORD?**

**1**

**I AM A SCHOOL OBJECT. I AM SMALL AND SHARP. I CUT THINGS.**

**2**

**I AM AN ANIMAL. I AM SMALL. I CAN CLIMB. I LIKE BANANAS.**

**3**

**I AM A FRUIT. I AM RED OR GREEN. I GROW ON TREES.**

**4**

**I AM A MEANS OF TRANSPORT. I AM FAST. I CAN FLY. I HAVE TWO WINGS.**


**5**

**I AM A TOY. I AM ROUND. YOU CAN THROW ME OR KICK ME.**




# THE DIFFERENCE THAT WINS

B) Follow the lines and guess what part of the body it is.




C) Order these objects according to their size.


1) FROM SMALL TO BIG



2) FROM BIG TO SMALL



D) Draw your favourite character in the story and colour it.






# A ZOO IN THE CLASSROOM

## Picture Dictionary

Match the names to the animals.




chameleon




seal



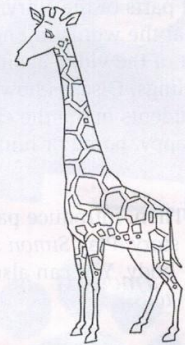
elephant



polar bear




fish




fox



flamingo



turtle





giraffe



deer





IN THE CORAL REEF



BUTTERFLY FISH

STARFISH




OCTOPUS

CRAB



CLOWN FISH

SEA HORSE



JELLYFISH

SHARK



Name: ..... Date: .....

### SEAHORSE MATCHING ACTIVITY


Look and match.



Name: ..... Date: .....

### SHARK TEETH ACTIVITY

Look and draw the correct number of teeth.



6

8

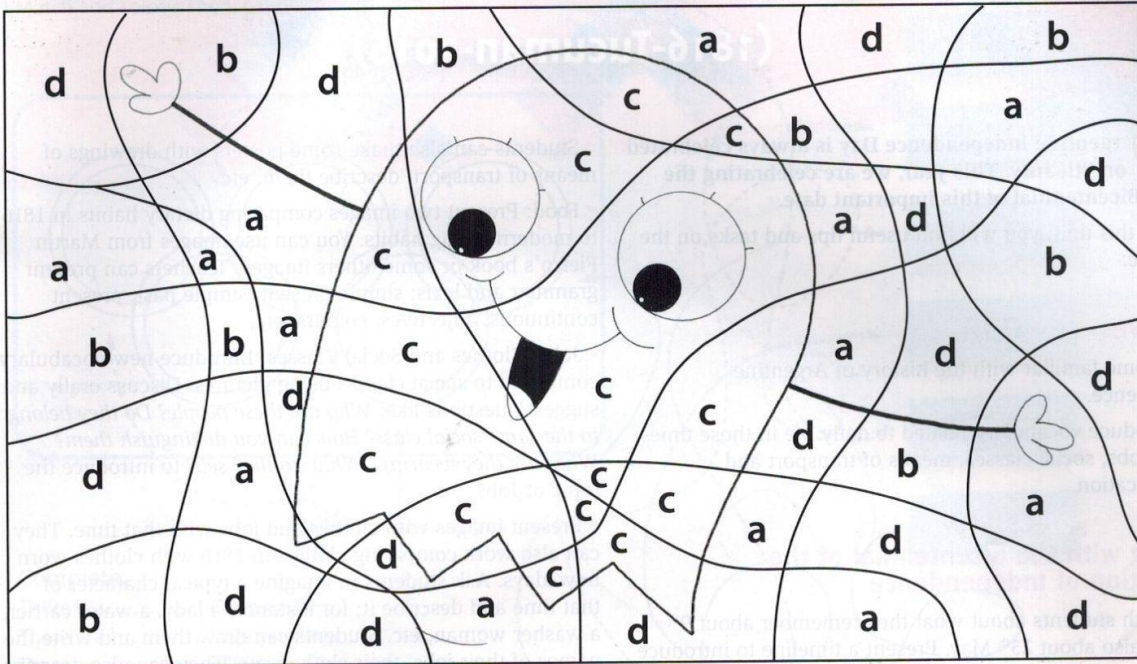
7

9



## BEING THE SAME VS. BEING INDEPENDENT!

1) Follow the instructions to discover what/who is hidden.




**Colour:**

a) green - b) yellow - c) blue - d) orange

3) Complete these scenes with the following drawings.

- a green TV
- a yellow book
- a purple basketball




1. Listen and read. 🎧<sup>8</sup>



Hi! I'm Olivia. I've got a big family. Look! Here is my mother, my grandmother, my father and my grandfather. I've got a brother and a sister. And I've got a beautiful dog, too.

**OLIVIA**



My name's Santino. I've got a nice family. Look! Here is my mother and my father. I've got two brothers. And I've got a beautiful cat.



**SANTINO**



2. Circle the correct option.

**OLIVIA** ●●×

- I've got one brother and **one sister / two sisters**.
- I've got a **small / big** family.

**SANTINO** ●●×

- I've got two **sisters / brothers**.
- I've got a **cat / dog**.





3. Read and complete.

- cat
- brothers
- grandmother
- brother
- sister
- small

https://www.myfamily.com/blog

## What's your family like?

FAVORITE CHAT NEW



564
92
107

I've got a ..... family. Look! Here is my mother and my father. I've got one .....

**Pedro, 10**



64
99
170

This is my family. Here is my father and my mother. I've got one brother and one ..... And I've got a beautiful ....., too.

**Martina, 9**



465
29
71

I've got a big family. Here is my father, my mother and my ..... I've got two .....

**Catalina, 10**

4. Write and draw or glue.

I've got a **nice / big** family. Look! Here is my...

.....

.....

.....

.....

.....

.....






# 2

1. Read the descriptions and label.


long fair hair



brown eyes

I'm Olivia's mother. I've got brown eyes. I've got long fair hair.

short white hair




brown eyes

I'm Olivia's grandmother. I've got brown eyes. I've got short white hair.

long fair hair

green eyes



I'm Olivia's sister. I've got green eyes. I've got fair hair. My hair is long.

2. Listen and circle. Complete. 🎧

## AVATAR MAKER



1.	brown eyes ✓	blue eyes	I've got ..... eyes.
2.	short dark hair	short blonde hair ✓	I've got ..... hair.
3.	blue eyes ✓	green eyes	My eyes are .....
4.	blonde hair	fair hair ✓	I've got ..... hair.
5.	short curly hair	long straight hair ✓	I've got ..... hair.
6.	long straight hair	long wavy hair ✓	My hair is ..... and .....

Choose and create!

3. Write the missing letters. Then classify the words.

green g _ e _ n	small s _ a _ l
big b i _ _	b _ e _ a _ u _ t _ i _ f _ u _ l
blonde b _ o _ n _ e	brown _ r _ o _ n
curly c u _ _ l _ _	nice _ i _ e
short s _ o _ t	long _ o _ g
blue b l _ _ _	straight s t _ a _ g h _ _
fair f _ _ r	dark _ a r _ _
	wavy a v _ _



4. Create an avatar character.

Describe:

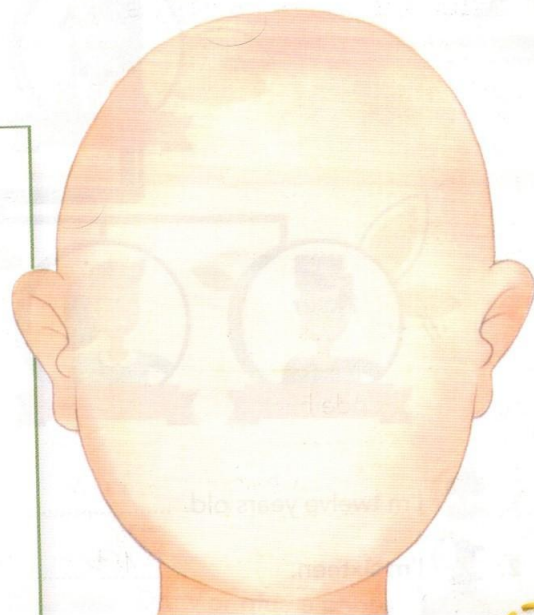
I've got ..... eyes.

My eyes are .....

I've got ..... hair.

My hair is .....

and .....



Draw and colour.








# INTEGRATION

What do you look like?

Read and complete. Then write and draw.



FELIPE, 11

**short**   **blonde**   **big**   **blue**


Hi! My name's .....  
I'm ..... years old.  
My eyes are .....  
My hair is .....  
I've got a big family and a dog.

**long**   **curly**   **brown**   **small**

This is my friend, Renata. She is ..... years old.  
Her eyes are ..... Her hair is .....  
Her family is nice!



RENATA, 9



YOU

Hi! I'm .....  
I'm ..... years old.  
My eyes .....  
My hair .....  
I've got a ..... family.  
I've got .....



1. Listen and read. 🎧<sup>15</sup>

4A 4B



Steve has got five pets.  
They are in the garden.  
Steve and his dog aren't  
on the grass. They are on  
the carpet. And look! Two  
cats are in the house and  
one cat is on the ramp.  
And where is the other  
one? It is under the house.  
Naughty cat!



2. Read and tick ✓.

4A 4B

What pet have you got?

I've got four pets.  
I've got a hamster,  
a dog, a cat and a  
fish. I love animals!



3. Look and circle.



4. Who is Roger? Who is Nala? Read and label the corresponding pictures.



This is Mia. She has got a pet. His name is Roger. Roger is big and he is black and white. He has got short ears and a long tail. His eyes are yellow.



This is Mike. He's got a new pet. Her name is Nala. Nala is small, brown and white. She has got long ears and short legs. She's beautiful!

Mia has got a .....

Mike has got a .....

5. Choose a pet from this page. Describe it.

It is ..... and .....

It has got .....

It has got .....



3. Read. Then, complete.

Hi! I'm Chloe.  
This is my pet, Kitty.  
Kitty is one year old. She is  
small and orange. She has  
got yellow eyes and  
short ears.  
Her tail is long,  
too. And her  
legs are short.



Hi! My name's Luke. I've got  
a ..... His name's  
.....  
Teddy is ..... years  
old. He is ..... He has  
got big ..... eyes and  
..... ears.  
His tail is .....  
and his legs are  
....., too.



4. Now, draw your pet and write.



.....  
.....  
.....  
.....  
.....  
.....  
.....

5. Ask your friends and write.

Friend 1: .....

Pet: .....

Friend 2: .....

Pet: .....



**ART PROJECT**



Draw a plan for your house. Label the rooms.

**PLAN:**  
How many rooms? .....  
Garden Yes / No  
Garage Yes / No  
Attic Yes / No  
Favourite room: .....  
Colour: .....  
Furniture: .....

Design your dream house.





### INTEGRATION

Where's my pet?



Review the topics of the unit with Emily and help her have her notes and house organised.



EMILY

## START

1

Where is Emily's mother?



2

Where is Emily's grandfather?



3

What is Emily's favourite room?



4

Emily's mother has got **long** / **short** dark hair.



5

What's your favourite colour?



6

The rabbit has got very long **legs** / **ears**.



7

Count up to 19!

1, 2, ... 19

8

Where's Emily's cat?



9

Name five pets.



10

Emily's dog has got **short** / **long** ears.



11

Have you got a sister?



12

Name five school objects



## FINISH

Getting organised and being tidy at home and at school is very important for you and your friends and family to feel better.



1. Listen and repeat. 🎧<sup>22</sup>



2. Draw and tell your friend.

I like...

I don't like...

54



# 5

1. Follow the lines and write the days of the week in order.

## Days of the week

Saturday

Thursday


Monday

Wednesday

Sunday

Tuesday

Friday



2. Listen and repeat the rhyme. 🎧<sup>25</sup>



Repeat.  
I'm hungry.  
What's for lunch?  
Today is Monday.  
Spaghetti and  
strawberries.  
Great! This is my  
favourite day!



3. Draw 😊 or ☹️ and write.

😊  
I like .....

.....

.....

☹️  
I don't like .....

.....

.....



broccoli



watermelon



orange juice



chips



sandwich



spaghetti

4. Listen and read. Play with your friend and guess. 🎧<sup>26</sup>

What's for lunch?



It's Tuesday.

### KID'S MENU

<p><b>MONDAY</b></p>	<p><b>TUESDAY</b></p>
<p><b>WEDNESDAY</b></p>	
<p><b>THURSDAY</b></p>	<p><b>FRIDAY</b></p>

Fish, chips, an apple and water.











What day is it?

















# 5

 I like fruits  and  I like vegetables, too. 

 I like fruits  but  I don't like vegetables. 

## 1. Circle the correct option.

- |   |   |  |   |  |                                       |
|---|---|--|---|--|---------------------------------------|
|    |    | 1. I like / don't like pineapple.            |    |    | 4. I like / don't like broccoli.      |
|   |   | 2. I like / don't like strawberries.         |   |   | 5. I like / don't like pears.         |
|  |  | 3. I like / don't like vegetables very much. |  |  | 6. I like / don't like radish at all. |

## 2. Look and match to make sentences.

① 	② 	③ 	④ 
			

- 1. I like tomatoes
- 2. I like carrots
- 3. I like radish
- 4. I like cucumber

and  
but

- I like peas, too.
- I don't like cucumber.
- I like carrots, too.
- I don't like watermelon.







I can see **a** tiger.



I can see **an** elephant.

### Plural forms

one tiger - **two** tigers  
one giraffe - **two** giraffes

one ostrich - **two** ostriches  
one wolf - **two** wolves

### 1. Complete: A or An?



..... tiger



..... wolf



..... hippo



..... zebra



..... lion



..... ostrich



..... monkey







..... eagle



..... giraffe

### 2. Write the missing letters.




3. Listen and read. 🎧 32

Big Crocodile has got a small friend. They live in Africa.

I've got a big mouth and it's very dirty.




Help me! I've got a lot of teeth.




No problem! I've got a small beak. I can clean your big mouth.

4. Circle the correct option. Then, write.



- 1
- |                   |                   |
|-------------------|-------------------|
| small / big ears  | short / long legs |
| small / big teeth | short / long tail |

Wolves have got .....




- 2
- |                   |                   |
|-------------------|-------------------|
| small / big ears  | short / long legs |
| small / big teeth | short / long tail |

Elephants .....



- 3
- |                   |                   |
|-------------------|-------------------|
| small / big ears  | short / long legs |
| small / big teeth | short / long tail |

.....



- 4
- |                   |                   |
|-------------------|-------------------|
| small / big ears  | short / long legs |
| small / big teeth | short / long tail |

.....



8. Circle and classify.



Colours	Numbers	School supplies
red	three	scissors
yellow	five	sharpener
orange	nine	pencil case
brown	eight	notebook
green	four	eraser

9. Unscramble and answer.

- your name What's

..... ?
- old are How you

..... ?
- favourite What's your colour

..... ?
- What's in school bag your



..... ?





# 2 Workbook

1. Find the words and label.



G	K	Y	M	O	T	H	E	R	G
R	M	H	U	I	P	Q	W	E	R
A	F	A	T	H	E	R	P	B	A
N	P	P	D	X	C	F	H	J	N
D	T	B	R	O	T	H	E	R	D
F	R	F	A	M	I	L	S	H	M
A	N	D	O	G	N	L	I	V	O
T	D	O	L	G	X	G	S	W	T
H	C	A	C	E	M	A	T	Z	H
E	W	R	A	F	F	H	E	X	E
R	T	E	T	L	O	P	R	C	R


.....

...grandfather...



.....

.....




**2. Match the descriptions with the faces.**

1. My hair is short and fair. My eyes are blue.
2. I've got long straight fair hair.
3. I've got short dark hair. My eyes are green.
4. I've got short dark hair. My eyes are small and brown.
5. I've got curly dark hair. My eyes are blue.



**3. Look and describe.**

- short wavy fair long dark  
straight blonde curly





5. Complete and circle the correct preposition. 4A



1 The ..... is  
**in / under** the umbrella.



2 The ..... is  
**on / under** the cushion.



3 The ..... is  
**in / on** the bathtub.



4 The ..... is  
**in / under** the box.




5 The ..... is  
**in / under** the towel.



6 The ..... is  
**in / on** the armchair.

6. Draw three pets in the room and answer.

Where are the pets?






1. The ..... is .....
2. The ..... is .....
3. The ..... is .....



**7. Match the descriptions with the pets.**

1. It is big and brown. It has got four long legs and a long tail.
2. It is small. It has got short legs and a short tail. It's green.
3. It has got eight long legs. It's brown.
4. It is yellow. It has got two short legs and a long tail.
5. It's small. It has got short ears and a short tail.



**8. Complete the descriptions.**

big      small      yellow      orange      tail



1 My cat is Bob. He is fat and ..... He has got ..... ears. His eyes are black.




2 This is my cat, Bubble. She has got ..... eyes and ..... ears. Her ..... is long, too.

# 5 Workbook

## 1. Unscramble and match.

1. ecoksoi  
.....
2. aerelc  
.....
3. csihapn  
.....
4. mtaoot  
.....
5. nccikeh  
.....
6. cotrar  
.....
7. raebd  
.....
8. anaban  
.....



## 2. Look and complete.

1. I ..... 😊 apples.
2. I ..... 😞 eggs.
3. I ..... 😊 chocolate.
4. I ..... 😞 milk.
5. I ..... 😊 cookies.

3. Read the sentences about the story on page 56 and write *T* (True) or *F* (False). Correct the false information.

1. The fox has got a small land.

.....

2. The fox is very lazy.

.....

3. The armadillo can't plant crops.

.....

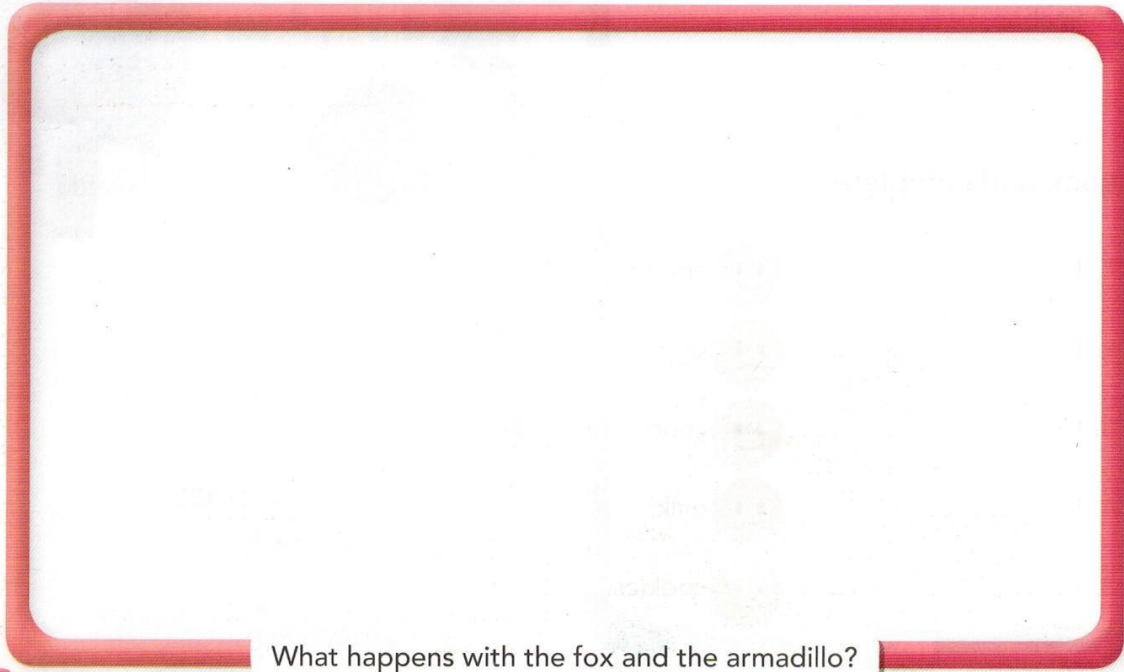
4. The armadillo and the fox have got a lot of food.

.....

5. The fox is very angry at the end.

.....

4. Draw an ending for the story.





5. Unscramble and complete the crossword.

**days of the week**

DYESTAU >	1	□ □ □ □ □ □ □ □
DIRYAF >	2	□ □ □ □ □ □ □ □
NDEWADSEY >	3	□ □ □ □ □ □ □ □ □ □
RYATDAUS >	4	□ □ □ □ □ □ □ □ □ □
DUNASY >	5	□ □ □ □ □ □ □ □
SAHTUDRY >	6	□ □ □ □ □ □ □ □ □ □
DNAYOM >	7	□ □ □ □ □ □ □ □

6. Answer.

7. Draw your lunch menu and write.

**What's for lunch?**


.....  
 .....  
 .....

.....  
 .....  
 .....  
 .....

3. Complete with *can* or *can't*.



1. Dolphins ..... jump but they ..... walk.



2. Ostriches ..... run fast but they ..... fly.




3. Crocodiles ..... swim fast and they ..... run, too.



4. Eagles ..... fly but they ..... swim.



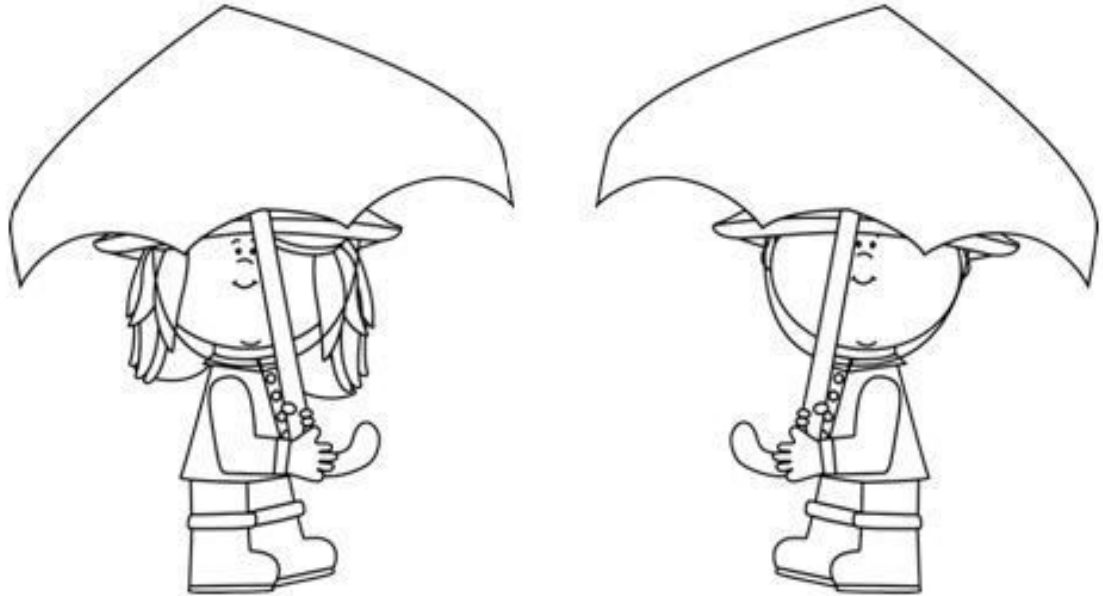
5. Monkeys ..... climb trees but they ..... lay eggs.



6. Elephants ..... walk and they ..... swim, too.



Name \_\_\_\_\_ Following Directions: Umbrellas



1. Color the girl's umbrella yellow.
2. Color the boy's umbrella red.
3. Color the girl's jacket orange.
4. Color the boy's jacket green.
5. Color the girl's boots red.
6. Color the boy's boots purple.
7. Color green spots on the girl's umbrella.
8. Color black spots on the boy's umbrella.
9. Color the girl's face brown.
10. Color the boy's face orange.



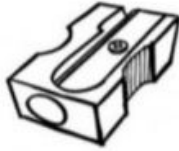
# Grammar

Write the correct answer.

Yes, it is.

No, it isn't.


1



Is this a pen?

\_\_\_\_\_

2



Is this a pencil?

\_\_\_\_\_

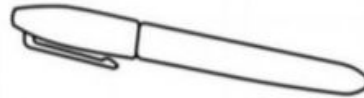
3



Is this a bag?

\_\_\_\_\_

4



Is this a notebook?

\_\_\_\_\_

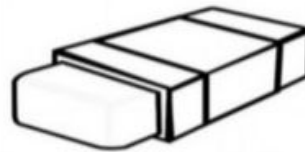
5



Is this a pencil case?

\_\_\_\_\_

6



Is this a rubber?

\_\_\_\_\_

7



Is this a desk?

\_\_\_\_\_

8



Is this a chair?

\_\_\_\_\_

# What is it?

Choose the correct option:

is it a pencil?  
✱



is it a rubber?  
✱



is it a pencil case?  
✱



is it a crayon?  
✱



is it a book?  
✱



Yes, it is

No, it isn't

Yes, it is

No, it isn't

Yes, it is

No, it isn't

Yes, it is

No, it isn't

Yes, it is

No, it isn't

{a}





## INTEGRATION

Where's my pet?



Review the topics of the unit with Emily and help her have her notes and house organised.



EMILY

## START

1

Where is Emily's mother?



2

Where is Emily's grandfather?



3

What is Emily's favourite room?



4

Emily's mother has got **long** / **short** dark hair.



5

What's your favourite colour?



6

The rabbit has got very long **legs** / **ears**.



7

Count up to 19!

1, 2, ... 19

8

Where's Emily's cat?



9

Name five pets.



10

Emily's dog has got **short** / **long** ears.



11

Have you got a sister?



12

Name five school objects



## FINISH

Getting organised and being tidy at home and at school is very important for you and your friends and family to feel better.



3. Listen. Tick  your special abilities. 🎧 18

**I can...**

- play football
- swim
- sing
- dance
- ride a bike
- play the guitar
- cook
- paint

4. Complete about you and tell your friends.

I'm .....  
I ..... years old.  
I've got ..... and  
..... hair.  
I can ..... very well.





Amy **can** ride a bike.



Tess **can't** drive a car.




He **can** cook **and** they **can** cook, too.



She **can** play the guitar **but** he **can't** play the guitar.

1. Look and match to make sentences.



1. Anna



2. Her baby brother



3. Her grandmother



4. Her father

can

can't

read books.

cook.

skate very fast.

play basketball very well.





2. Listen. Put a tick ✓ or a cross X. 🎧<sup>19</sup>

							
<b>Emma</b>							
<b>Alan</b>							
<b>Mora</b>							

3. Now, write.

1. Emma can ..... and ..... but she can't .....
2. Alan .....
3. Mora .....

4. Write about two members of your family.

My ..... can ..... and ..... but ..... can't .....

My .....

.....

.....

1. Complete the dialogues. Listen and check.  20

play the guitar


run

skate

paint

read a book


play video games




1 Mum, can you ..... run ..... ?  
Yes, I can.



4 Grandma, can you ..... ?  
No, I can't.




2 Grandad, can you ..... ?  
Yes, I can.



5 Uncle, can you ..... ?  
Yes, I can.



3 Dad, can you ..... ?  
No, I can't.



6 Aunt, can you ..... in English?  
No, I can't.



2. Answer.

1. Can you  ?


.....

3. Can you  ?

.....

2. Can you  ?

.....

4. Can you  ?

.....

3. Draw and ask two friends. Complete with a tick ✓ or a cross ✗.

				
Friend 1:				
.....				
Friend 2:				
.....				

4. Now, write about the results.

My friend .....

.....

.....

.....

My friend .....

.....

.....

.....



1. Listen and read. 🎧<sup>21</sup>

Listen and check.

Katie and Mike are in the park with their father.



Can you see that on the tree?

Yes, I can. I can see a beautiful bird!

I can see a small animal!

2. Count and answer.



1. How many triangles can you see? ▲  
I can see ..... triangles.

2. How many stars can you see? ★  
I can see .....

3. How many circles can you see? ●  
I can see .....


4. How many squares can you see? ■  
.....





# INTEGRATION

Look and complete.

What can you do? 

## Together is better!

My name's Ana. I'm ..... years old. I love music! I can ..... but I ..... sing. My brother, Liam, is ..... years old. He ..... but he ..... play any instruments. And my friend, Julia, is ..... years old. She can ..... and ..... . Now, we are all happy because we have got a band! It's great fun!

Now, answer.

What can you do very well?  
.....

What can't you do very well?  
.....

What can your friend do very well?  
.....

**Name:** Julia

**Age:** 9

**Special ability:** play the piano and dance



**Name:** Liam

**Age:** 11

**Special ability:** sing

**Name:** Ana

**Age:** 10

**Special ability:** play the guitar



You can do great things. Appreciate your abilities and recognise them in others, too. You can help and inspire each other when you all use your different skills.



Name: \_\_\_\_\_

Date: \_\_\_\_\_

## Present Simple

### A) Complete the sentences with the correct form of the verbs.

1. Sally \_\_\_\_\_ (watch) TV every evening.
2. Nick \_\_\_\_\_ (read) comics every day.
3. The children \_\_\_\_\_ (play) in the yard.
4. My cat \_\_\_\_\_ (eat) fish every day.
5. Our Mum \_\_\_\_\_ (make) great cakes.
6. Ben and I \_\_\_\_\_ (listen) to music.
7. We often \_\_\_\_\_ (go) to the cinema.
8. Tom \_\_\_\_\_ (ride) a bike to school.
9. My brother \_\_\_\_\_ (play) the piano.
10. You \_\_\_\_\_ (clean) your room.

### B) Choose the correct option.

1. We **don't / doesn't** wake up early.
2. My brother **don't / doesn't** swim in the sea.
3. Mum and Dad **don't / doesn't** make breakfast.
4. They **don't / doesn't** leave home late.
5. I **don't / doesn't** walk to school.
6. My friend **don't / doesn't** ride his bike.
7. Dad **don't / doesn't** drive to work.
8. Mum **don't / doesn't** drink coffee.
9. Peter **don't / doesn't** eat bread.
10. Children **don't / doesn't** play in the park.



### C) Rewrite the sentences in the interrogative.

1. They prepare dinner.

\_\_\_\_\_

3. David drinks lemonade.

\_\_\_\_\_


2. Sally and Alan like broccoli.

\_\_\_\_\_

4. Emma likes peaches.

\_\_\_\_\_





I ..... swim well.

don't

doesn't

You ..... speak English.

don't

doesn't

He ..... write poems.

don't

doesn't

She ..... teach Math.

don't

doesn't

It ..... live in Australia.

don't

doesn't

We ..... play the piano.

don't

doesn't

They ..... read newspapers.

don't

doesn't

## Present simple: interrogative sentences (?)

Remember!

\*He, she, it → does / doesn't

\*I, you, we, they → do/ don't

### 1. Choose the correct option:

Do/ Does you play the guitar? Yes, I **do/ does**.

Do/ Does she wake up in the morning? No, she **don't/ doesn't**.

Do/ Does he get up at eight o'clock? Yes, he **do/ does**.

Do/ Does we go to school every day? Yes, we **do/ does**.

Do/ Does they go to bed at night? No, they **don't/ doesn't**.

Do/ Does she read a book? No, she **don't/ doesn't**.

Do/ Does you write a letter? No, I **don't/ doesn't**.

Do/ Does she run in the afternoon? Yes, she **do/ does**.

Do/ Does he do the homework every day? Yes, he **do/ does**.

Do/ Does she go to work at the weekend? Yes, she **do/ does**.

Do/ Does they read a comic in the library? No, they **don't/ doesn't**.

### 2. Write *do/ does* or *don't/ doesn't*.

\_\_\_\_\_ you play the guitar? Yes, I \_\_\_\_\_.

\_\_\_\_\_ he wake up in the morning? No, he \_\_\_\_\_.

\_\_\_\_\_ she get up at eight o'clock? Yes, she \_\_\_\_\_.

\_\_\_\_\_ they go to school every day? Yes, they \_\_\_\_\_.

\_\_\_\_\_ we go to work at night? No, we \_\_\_\_\_.

\_\_\_\_\_ he read a book? No, he \_\_\_\_\_.

\_\_\_\_\_ you write a letter? No, I \_\_\_\_\_.

\_\_\_\_\_ he run in the afternoon? Yes, he \_\_\_\_\_.

\_\_\_\_\_ she do the homework every day? Yes, she \_\_\_\_\_.




\_\_\_\_\_ he go to work at the weekend? Yes, he \_\_\_\_\_.

\_\_\_\_\_ they read a comic in the library? No, they \_\_\_\_\_.

# My Routine 2

## A Match

- 1 get up - 2 take the bus - 3 get to school - 4 have lunch -  
5 do the homework - 6 play basketball - 7 take a shower -  
8 have dinner - 9 watch tv - 10 go to bed



## B Complete with a verb from Activity A

- Tom ..... up very early, at half past six.
- He ..... bus after he has breakfast.
- He ..... school at nine o'clock but classes start at quarter past nine.
- He always ..... lunch with his best friend, Peter.
- When he gets back home, he drinks his milk and then he ..... homework.



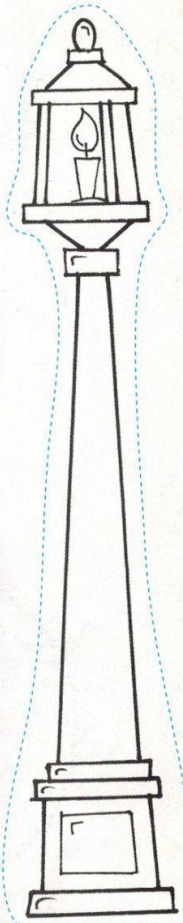
# History



Pastries vendor



Milkman




Street lamp



Aristocratic gentleman



Creole gentleman



Lamplighter




Creole lady







Aristocratic lady




Washerwoman



Water seller



Candle vendor



Soldiers




Mulatto



# ANACHRONISMS

Look at this 1810 scene. There are some mistakes, can you spot them?



Example: *Gauchos didn't drink sodas, they drank mate.*

.....

.....

.....

.....

.....

.....

.....

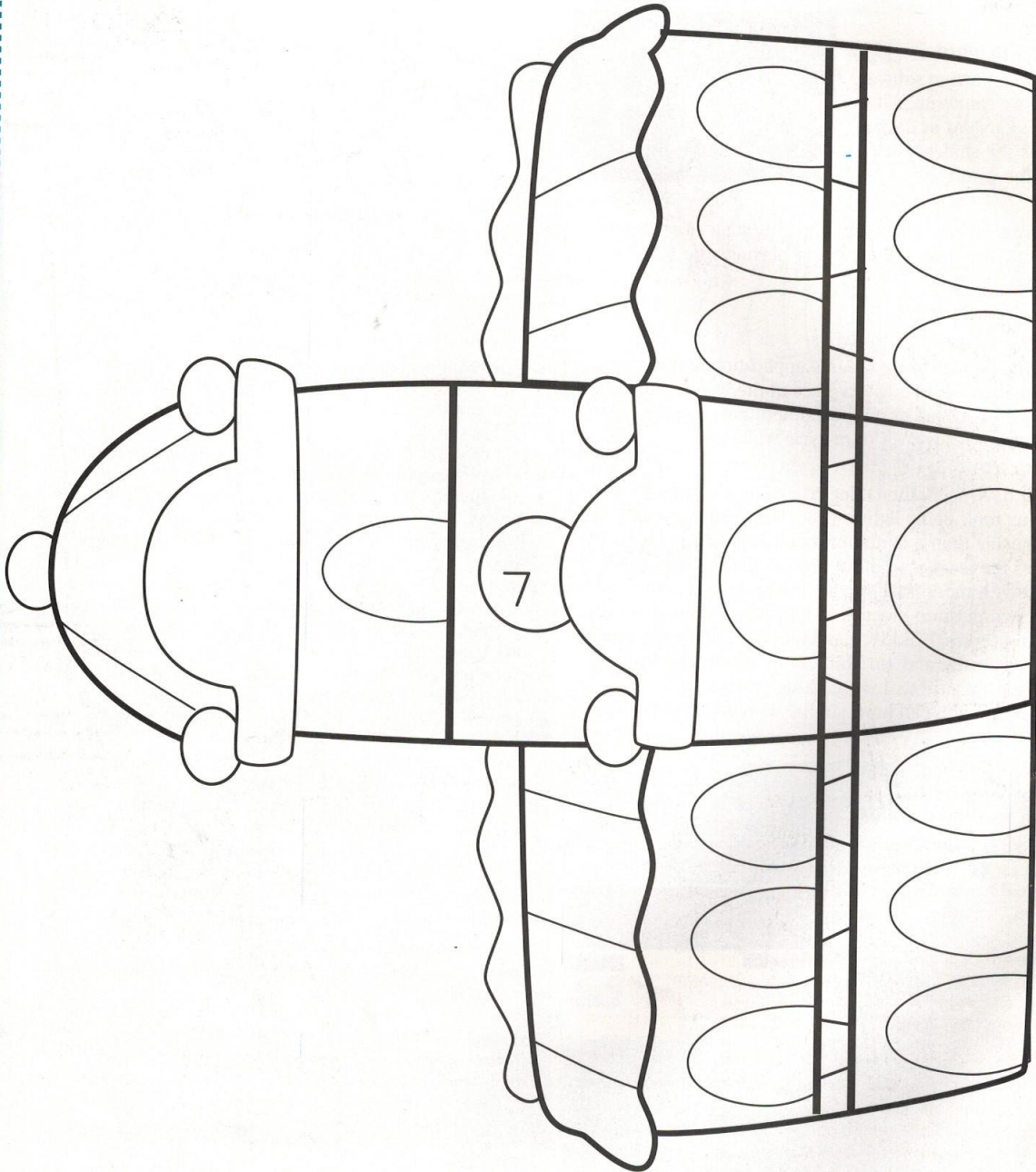
.....

.....

.....

## MAY 25: HAPPY BIRTHDAY, ARGENTINA!

Use this picture in the activities suggested on page 22.





# Ancient Egypt







EGYPT:

“AT HOME”

Ancient Egyptian Houses were painted white and had small windows.



Houses were made of dried mud. These are dried mud bricks.






The Ancient Egyptians cooked food outside the house.



Rich Egyptians had *servants*.

They worked the soil, fished in the river and looked after the animals.

They also made bread and cooked food.



Ancient Egyptians slept on wooden beds.

This is a hard wooden bed.



This is a hard wooden headrest.



Some people had a pool in their garden. They kept fish in them.



They baked bread.





# THE NILE RIVER



THEY **SWAM** IN THE NILE RIVER.



THEY **WASHED** THEIR CLOTHES.



THEY **DRANK** WATER FROM THE RIVER.

THEY **SAILED** BOATS.




THEY **FISHED** IN THE RIVER.



THEY TRAINED  
MONKEYS.

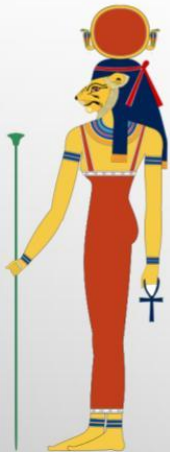


MONKEYS PICKED  
FRUIT FROM TALL  
TREES.



THEY GREW FRUITS AND VEGETABLES.


## Egyptian Gods and Goddesses



Sekhmet (goddess of war)



Ra (sun god)



Bes (looked after  
children and families)

# Temples

The Egyptians built huge stone temples to worship the pharaohs and gods.



This is the Temple of Pharaoh Ramesses II.



**Anubis** was a god who could change into an animal called jackal.





# Egyptian Mummies

The ancient Egyptians **believed** that after a person died, their soul would be reunited with their body in the **afterlife**. They thought that the journey to the afterlife was long and dangerous, so Egyptians had special burial and funeral practices to make sure that the person would be able to complete the trip.

The first step was to **embalm**, or preserve, the dead body by making a mummy. It took 70 days to **mummify** a body. The embalmers started by removing all the organs, including the stomach, intestine, liver, lungs and even the brain.

If the person who had died was very **wealthy**, their tomb would be a large pyramid. Tombs were also carved out of cliffs or built underground. The tomb not only held the coffin, but it was also filled with the person's favorite possessions. King Tut's tomb, for example, had hunting weapons, games, chairs, makeup, food, statues, sandals, clothes, and even couches inside.

Small **statues** called shabti were also placed inside the tomb. Egyptians believed that in the afterlife, the shabti statues would come to life and act as servants. It was common for people to be buried with several



**MUMMIFICATION**

Making a mummy is a skilled and complicated process. The body must be dried in a salt solution called Natron for 40 days.

Amulets were placed in the wrappings as good luck charms.

Canopic jars were used to store the stomach, liver, lungs and intestines.

A priest in charge of the mummification process would wear a mask of the god of the dead, Anubis.

The illustration shows a human figure on the left, a mummy lying in a sarcophagus below it, a priest with a jackal head (Anubis) in the center holding a staff, and four canopic jars on the right. The entire scene is framed by a decorative border with various Egyptian symbols like birds, snakes, and lotus flowers.

**MUMMIFICATION**

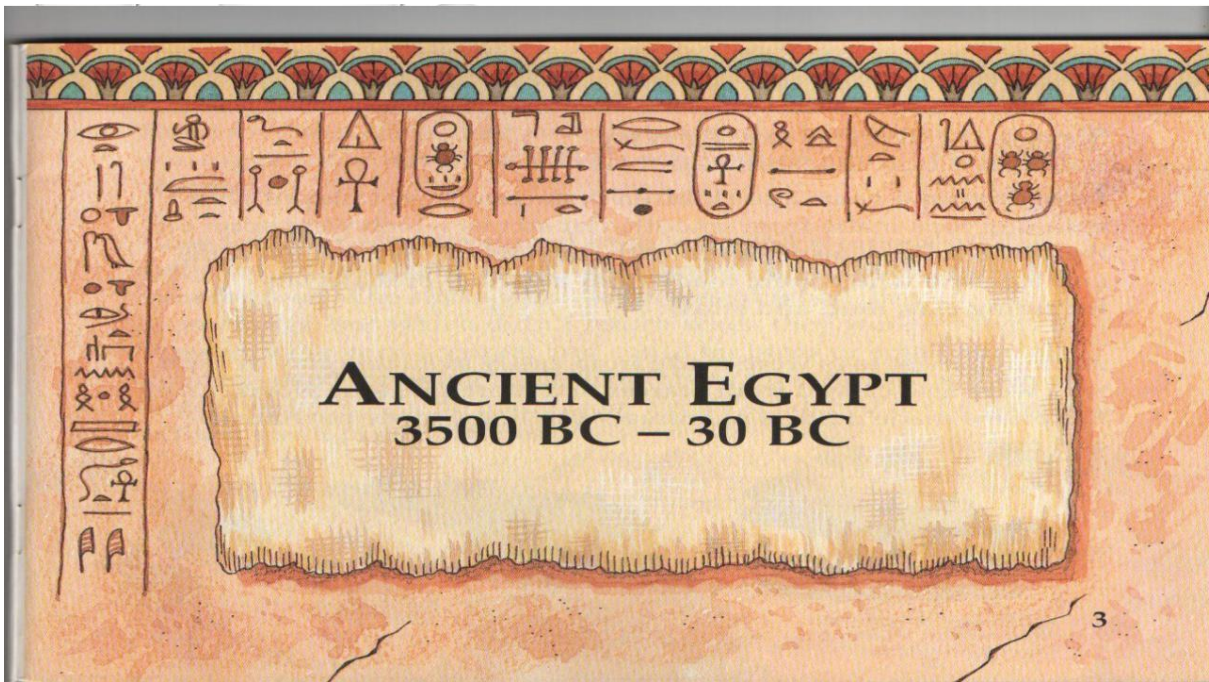
Animals were also mummified, especially the pets of nobles and pharaohs. Below is a mummified cat that was found.

A death mask was placed over the mummy's head as this was thought to help the dead person's spirit recognise their body in the afterlife.

Once ready, the mummy would be placed in to stone or wooden box or a sarcophagus.

The illustration features a death mask on the left, a mummified cat in the center, a mummy with a death mask on the right, and a large mummy on the far right. The scene is framed by a decorative border with various Egyptian symbols.





## TOYS IN ANCIENT EGYPT


Five thousand years ago children in ancient Egypt played with spinning tops made from smooth, flat stones which were spun on their edges. They also played with dolls which had jointed arms and legs and which were made from a variety of materials including clay, mud and straw.

Although most toys were made from easily available clay or mud, toys were also carved from scarcer and more precious wood. Adult Egyptians made models of animals like lions, hippopotamuses and crocodiles.



4 A wooden pull-along cat with a hinged jaw. Circa 1300 BC. Copyright British Museum.





These toys sometimes had jaws that moved when a string was tugged. Toy horses on wheels were pulled along by a piece of string.

Ideas for other toys developed from tools and weapons used in daily life. For example, adult Egyptians used throwing sticks to hunt for food. The sticks were flat pieces of wood, like boomerangs, but which didn't return when they were thrown. Hunters were very accurate and could hit birds or small animals. Children used throwing sticks like this as toys, throwing them at targets which might be made from circles scratched in the ground or from small piles of stones.

## Ancient Egypt Hieroglyphics




Egyptian hieroglyphs were the formal writing system used in Ancient Egypt for writing the Egyptian language. Only scribes could read and write in it.





Hieroglyphs from the tomb of Seti I (KV17),  
13th century BC



Ivory  
plaque of  
Menes  
(drawing)





Hieroglyphs on stela in Louvre, circa 1321 BCE



Illustration from *Tabula Aegyptiaca hieroglyphicis exornata* published in *Acta Eruditorum*, 1714

# Calligraphy

BLACK

Black



RAVEN



PIRATE FLAG




WHEEL



BLUE


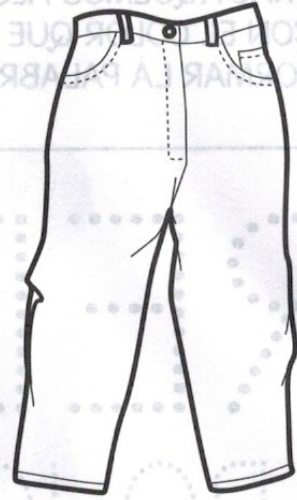
OS COLORES

Blue



BLUEBERRIES

JEANS




WHALE

GREENY

Green

LETTUCE



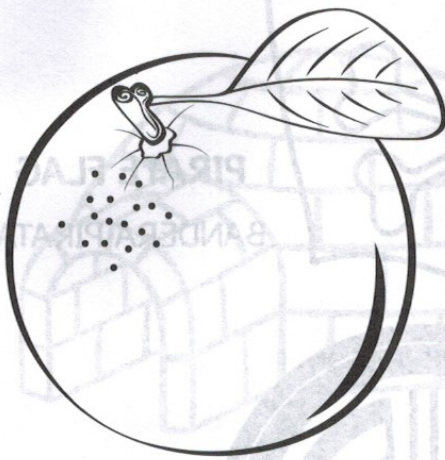
LEAVES




IGUANA

ORANGE

Orange



ORANGE



FIRE




CARROT



W I T E

White



IGLOO



MILK



POLAR BEAR

YELLOW


yellow



CHICKS



LEMON



SUN

Aa Bb Cc Dd

Ee Ff Gg Hh

Ii Jj Kk Ll

Mm Nn Oo Pp

Qq Rr Ss Tt

Uu Vv Ww Xx

Yy Zz



# ABC Handwriting Practice



Name \_\_\_\_\_

Aa

Bb

Cc

Dd

Ee

Ff

Gg

Hh

Ii

Jj

Kk

Ll

Mm

Nn

Oo

Pp

Qq

Rr

Ss

Tt

Uu

Vv

Ww

Xx

Yy

Zz

# Match the Letters

A

B

D

E

H

R

S

T

W

Y

y

t

r

b

a

e

w

s

h

d

37

## Colours

Orange

Orange

Red

Red

Blue

Blue

Purple

Purple

Green

Green

Yellow

Yellow

Pink

Pink

Brown

Brown

Black

Black

White

White



## Numbers 1-10

1 - One

1 - One

2 - Two

2 - Two

3 - Three

3 - Three

4 - Four

4 - Four

5 - Five

5 - Five

6 - Six

6 - Six

7 - Seven

7 - Seven

8 - Eight

8 - Eight

9 - Nine

9 - Nine


10 - Ten

10 - Ten


# Handwriting Practice



dog



bird



sun



shoe



cat



Handwriting Practice!



mouse mouse



dog dog



pig pig



horse horse



Handwriting Practice!



crayon crayon



milk milk



bear bear



lunch lunch





Handwriting Practice!



star star



earth earth



apple apple



book book

Created by The use of All i Copyright © 2014 Park Publications, Inc. LLC

**Months of the Year**

January January

January January

January January

January January

January January

February February

February February

February February

February February

February February

March March

March March

March March

March March

April April

April April

April April

April April



June

June

June

June

June

June

June

June

\_\_\_\_\_

\_\_\_\_\_

\_\_\_\_\_

\_\_\_\_\_

\_\_\_\_\_

\_\_\_\_\_

July

July

July

July

July

July

July

July

July

July

August

August

August

August

August

August

August

August

August

August

September

September

September

September

September

September

September

September

September

September



October October

October October

October October

October October

November November

November November

November November

November November

December

December

December

December

December

December

December

December

Trace the sentences. Draw a picture in the box

It is an apple.



It is a car.



It is a dog.



It is a cat.



It is a boy.







Today is sunny.



Today is stormy.



Today is cloudy.



Today is rainy.



Today is snowy.

# Days of the Week

Sunday

Monday

Tuesday

Wednesday

Thursday

Friday

Saturday

Running is fun! Draw a picture in the box.

She can run.



He can run.



I can run.






Practice the letters you have learned.  
Copy the sentences below.

Look at the cat.

Look at the bat.

Look at the book.

# Trace and Write



Trace and write the sentence.

I see a butterfly.

I see a butterfly.

I see a butterfly.

Blank handwriting lines for independent practice, consisting of a solid top line, a dashed middle line, and a solid bottom line.

Town Mouse and Country Mouse - Page 1

Here are Town Mouse

and Country Mouse.

The two mice

are good friends.



# Fast finishers

# SCHOOL OBJECTS

FIND THE 7 DIFFERENCES







# FIND THE 7 DIFFERENCES







# MONSTERS

HELP THE MONSTER GET  
TO HIS PLANET!




CUT AND GLUE TO MAKE THE MONSTERS






Help the clown fish find its way home.






# BUSY CITY LIFE

Find ten differences between the two pictures. Make sentences.



A

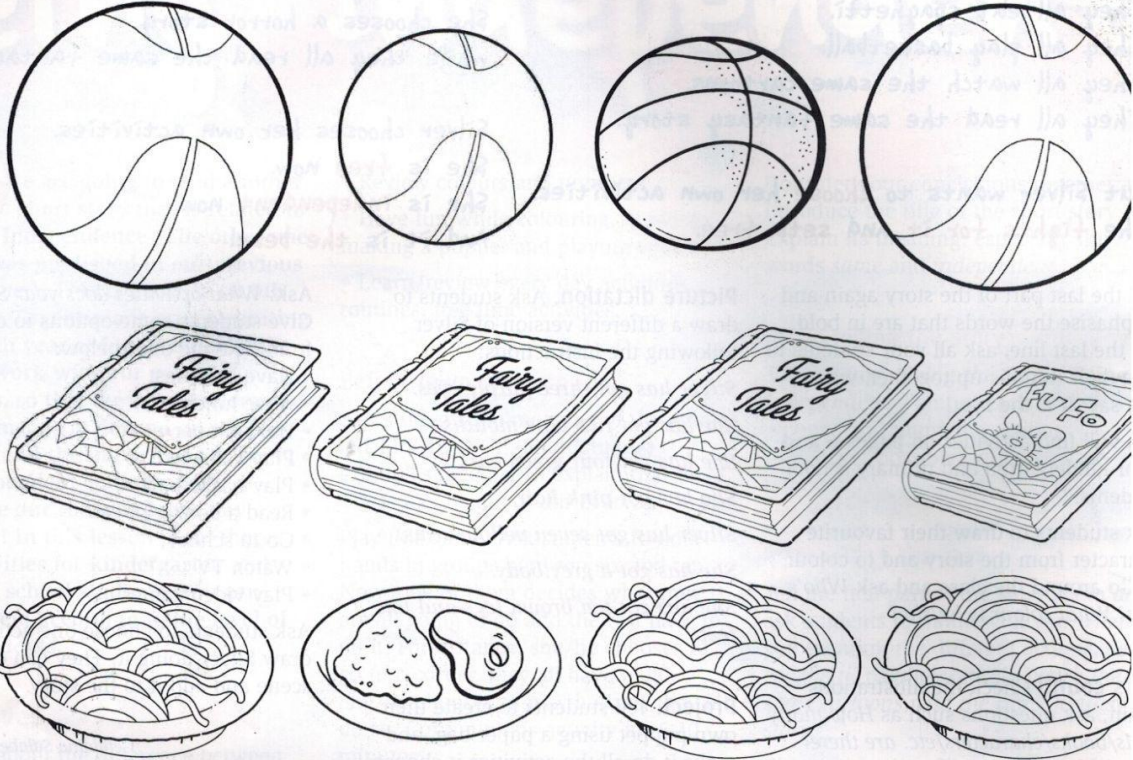


B

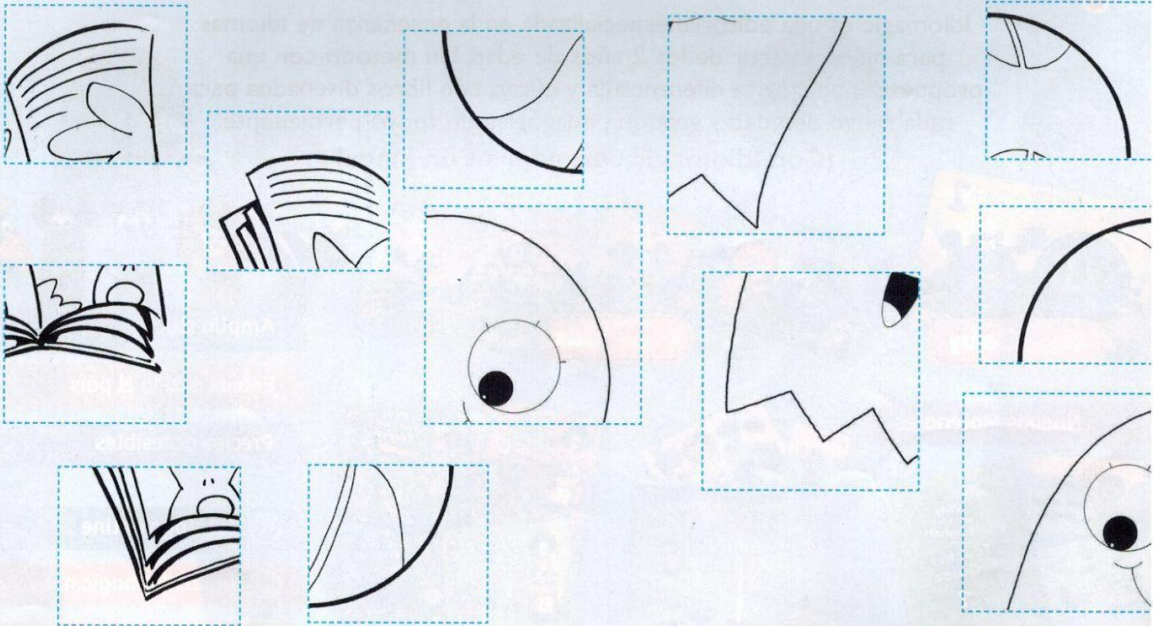


# BEING THE SAME VS. BEING INDEPENDENT!

1) Circle the different one.



2) Put the parts together to discover different characters/objects.



Kaushik has misspelt all the colours. Can you write them correctly for him.

**IPNK**

\_\_\_\_\_

**ONBRW**

\_\_\_\_\_

**UPPRLE**

\_\_\_\_\_

**LAKCB**

\_\_\_\_\_

**REENG**

\_\_\_\_\_

**WEYOLL**

\_\_\_\_\_

**EDR**

\_\_\_\_\_

**BUEL**

\_\_\_\_\_





# Here are all of my favourite things!

Colour:

Sport:

Movie:

TV show:

Season:

Food:

Animal:

Place:

Name:



## ACTIVITY 1

Free worksheets with the numbers in English  
Word search.



P	F	O	U	R	O	B	N
O	K	E	X	P	P	F	I
N	T	I	V	N	T	E	N
E	W	G	O	F	I	V	E
K	O	H	T	H	R	E	E
S	N	T	Z	E	R	O	S
I	S	E	V	E	N	Z	K
X	H	R	K	K	V	Q	K

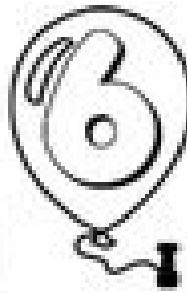
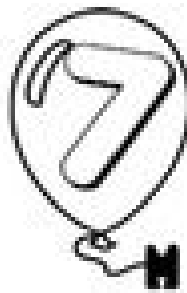
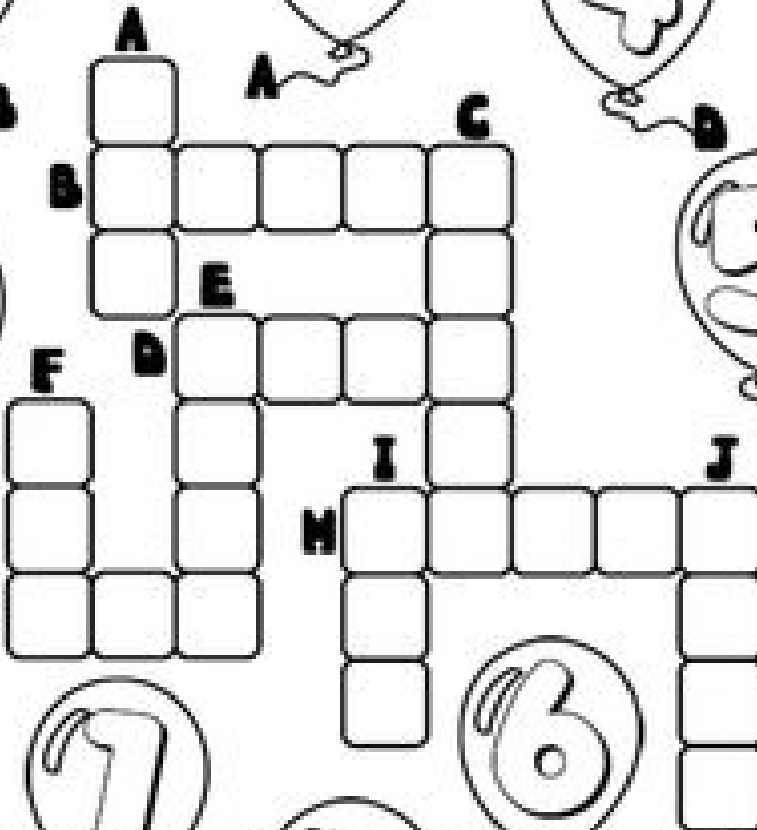

# Numbers

Worksheet number: \_\_\_\_\_

Name: \_\_\_\_\_

Date: \_\_\_\_\_

Read and match.



www.teachenglishstepbystep.com





Choose the correct answer.

pen

chair

bag

pencil

book

eraser

desk

ruler

1. What's this?



It's a \_\_\_\_\_.

2. What's this?



It's an \_\_\_\_\_.

3. What's this?



It's a \_\_\_\_\_.

4. What's this?



It's a \_\_\_\_\_.

5. What's this?



It's a \_\_\_\_\_.

6. What's this?



It's a \_\_\_\_\_.

7. What's this?



It's a \_\_\_\_\_.


8. What's this?



It's a \_\_\_\_\_.



# TAKE ME TO MY PYRAMID!





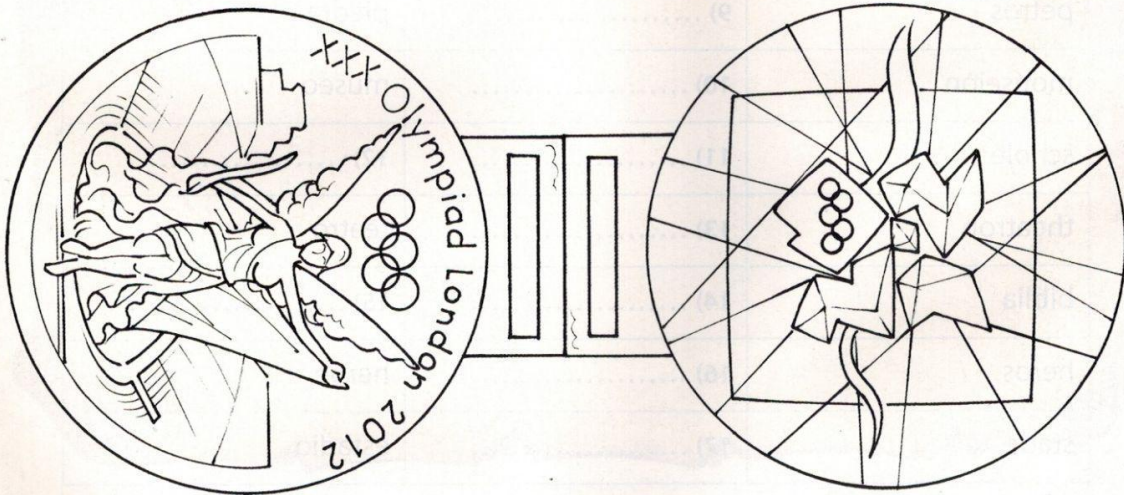
# Holidays

## OLYMPIC WREATHS AND MEDALS

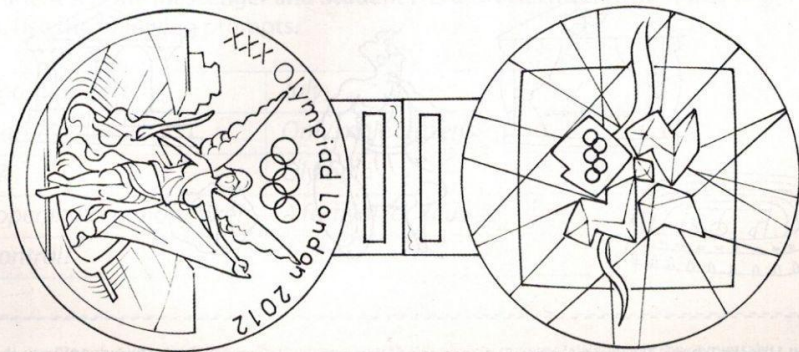
- Colour and cut out the Olympic wreaths and place them on your head.







- Colour the three medals: gold, silver, and bronze.
- Punch the hole on the top.
- Thread a lace through the hole.
- Hang them around your neck.





## A Christmas wish



**Teacher:** ask students to draw the part of the drawing that is missing. Then they can decorate or colour it and write a wish inside. If students do not know how to write they can illustrate their wish and share it with the rest of the class.

## My letter to Santa

Write a letter to Santa.

Dear Santa,

Please bring me .....

.....  
.....  
.....  
.....



Thank you!  
Love,

.....








# A SPECIAL CHRISTMAS TREE

A) Put the events in order.

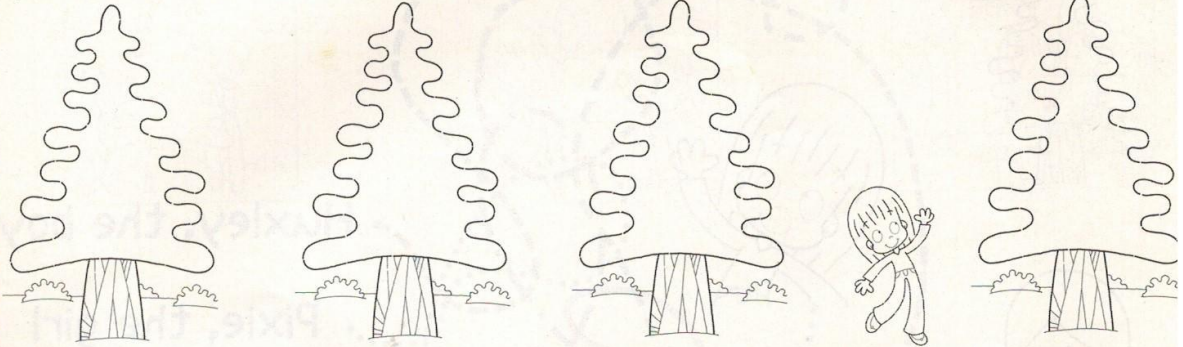




## A SPECIAL CHRISTMAS TREE

C) Where is the ball? Draw the ball in the corresponding place in each picture.

- 1) The ball is **ON** the tree.
- 2) The ball is **BEHIND** the tree.
- 3) The ball is **NEXT TO** the tree.
- 4) The ball is **BETWEEN** Pixie and the tree.



D) Match the character with the correct lines.



**HELLO!  
MY NAME IS HUXLEY.  
I AM SIX YEARS OLD.**

**HI! I AM PIXIE AND  
HUXLEY'S DAD.  
I AM FORTY YEARS OLD.**


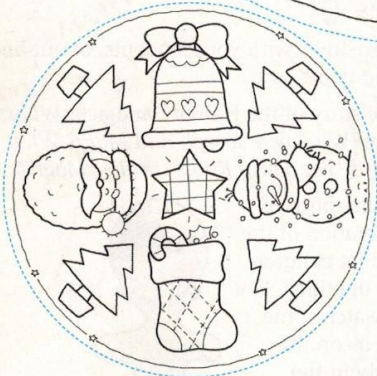
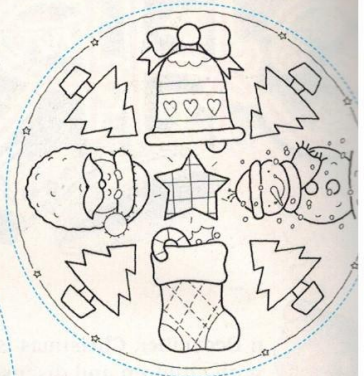
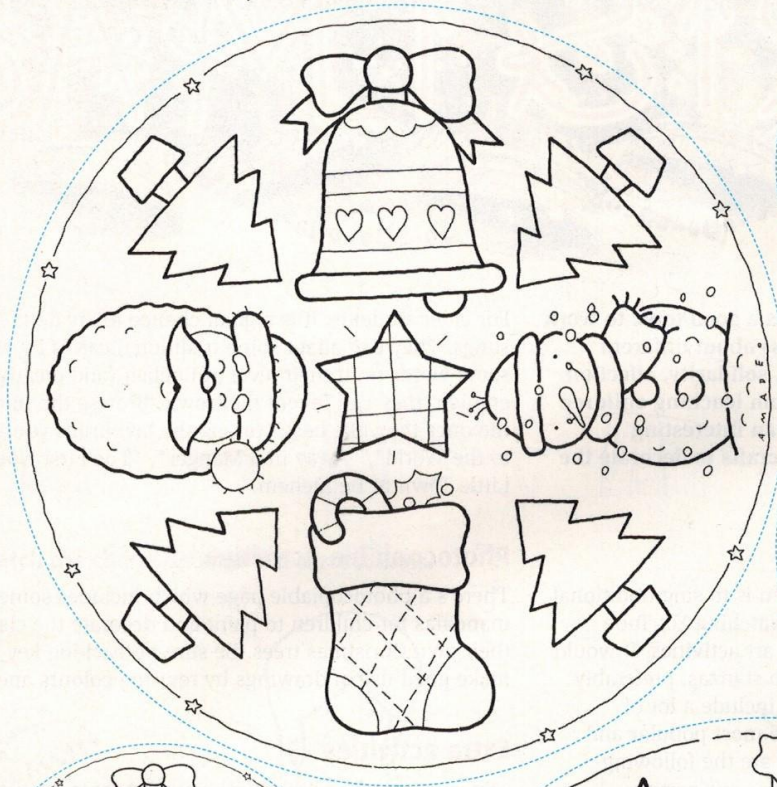
**HELLO!  
I AM HUXLEY AND PIXIE'S  
MOM. I AM FORTY-  
THREE YEARS OLD.**

**HI! MY NAME IS PIXIE.  
I AM EIGHT YEARS OLD.**



# CELEBRATING CHRISTMAS




Colour, cut and decorate your tree.





# CELEBRATING CHRISTMAS


Colour, cut and decorate your tree.





# A LETTER TO SANTA

Write your letter to Santa here.



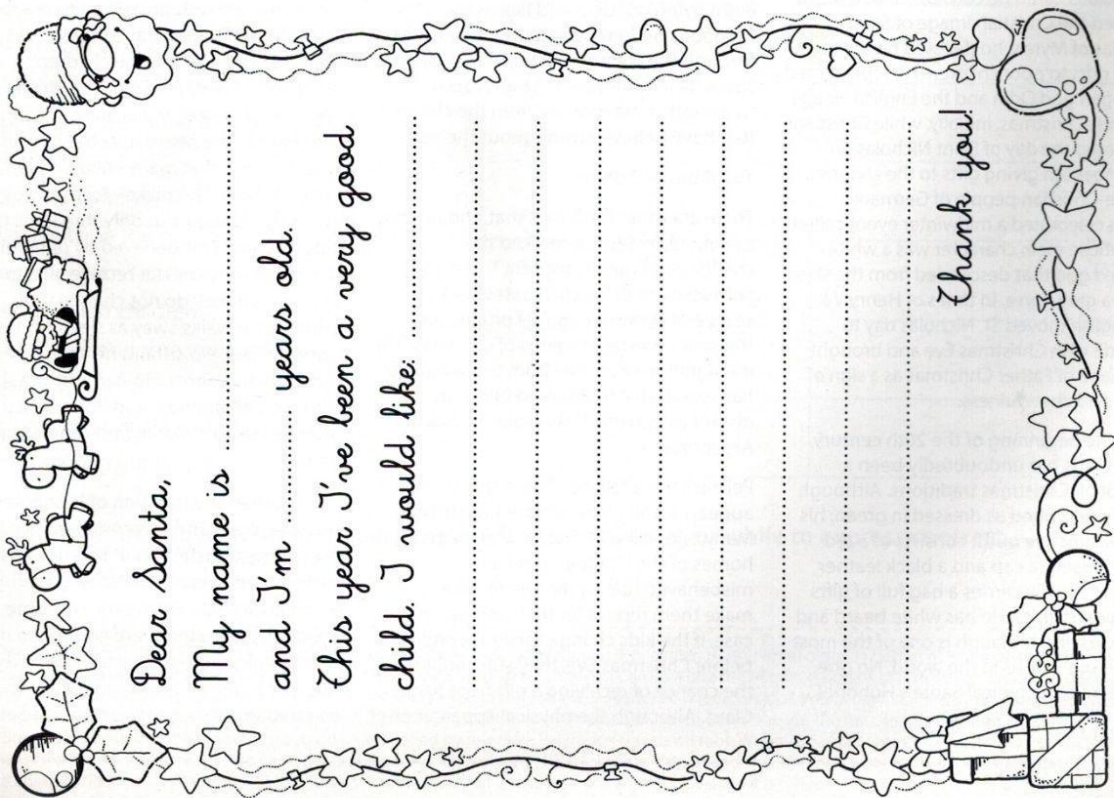
Dear Santa,

My name is .....  
and I'm ..... years old.

This year I've been a very good  
child. I would like:

.....  
.....  
.....  
.....  
.....  
.....  
.....  
.....

Thank you!



Dear Santa,

My name is .....  
and I'm ..... years old.

This year I've been a very good  
child. I would like:

.....  
.....  
.....  
.....  
.....  
.....  
.....  
.....

Thank you!




# CHRISTMAS RIDDLES AND TONGUE TWISTERS

Can you say these tongue twisters?

Happy Santa sings jolly holiday songs.  
 Perfect pretty presents under the pine tree.  
 SOS for Santa and his sleigh in the silver snow!  
 Dear Santa and his deer deliver delightful dolls, strange stuff and then they dance in the den.

Can you answer these North Pole riddles?



It is tall  
 and it has got arms  
 with lights that charm.  
 Its green hair  
 has got magic stars  
 that go up in the air.  
 There are presents at its feet.  
 How neat!

1) .....

Don't look at your feet,  
 they are not there.  
 Not anymore.  
 They are by the chimney  
 with presents to store.

2) .....

It is shiny and beautiful,  
 you can find it in the sky  
 but you can also find it  
 if you hop  
 up to the Christmas tree top.

3) .....

It is not hip hop  
 It is not rock'n roll  
 but at Christmas time  
 these songs rhyme!


4) .....



## A CHRISTMAS CANDLE

People light candles during Christmas time because they are a symbol of hope, good will, and love among people.

Colour this candle and write your wishes for this joyful time.






Level: Beginner

Age: Children/Adolescents

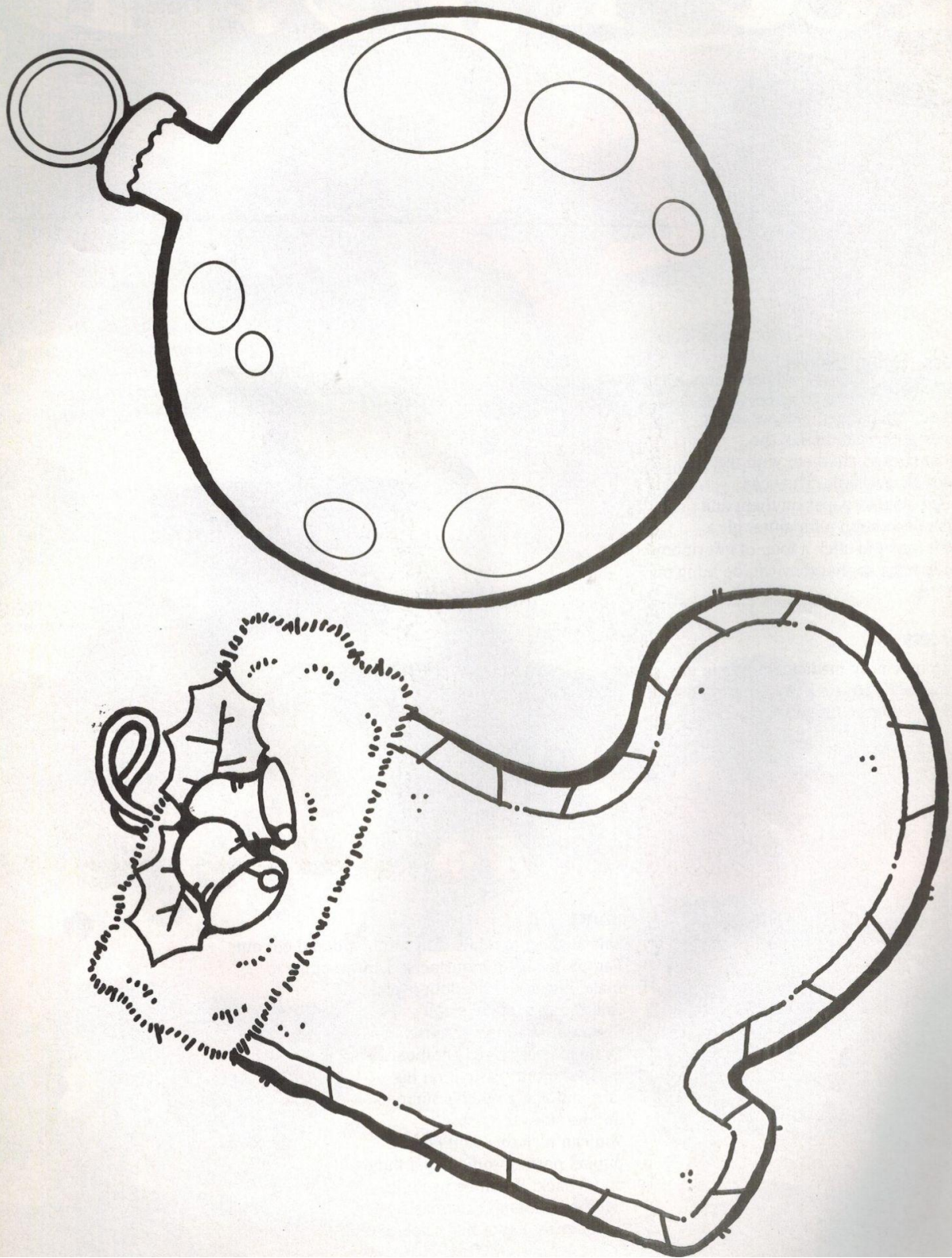
# CHRISTMAS TIME

Cut out the cards and play noughts and crosses.





CHRISTMAS DECORATIONS



CHRISTMAS DECORATIONS

