

# BOOSTER




Highest College  
Hull Cordell (A-1063)


# 1ST

# FORM


---

# MY ENGLISH COPYBOOK







MARCH



APRIL




MAY

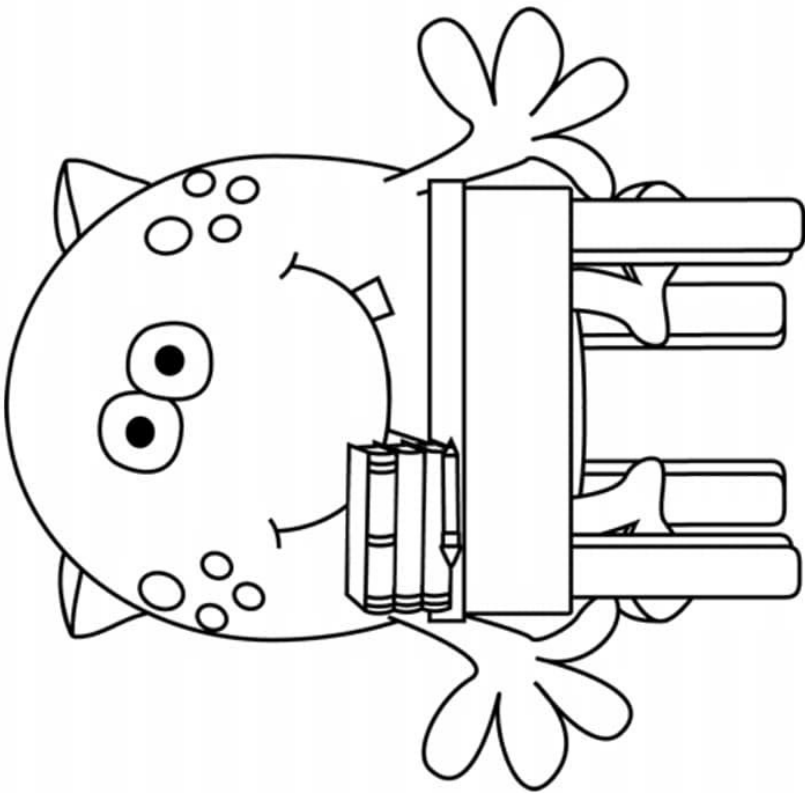


COOLKIDSBIDS.COM


JUNE




JULY



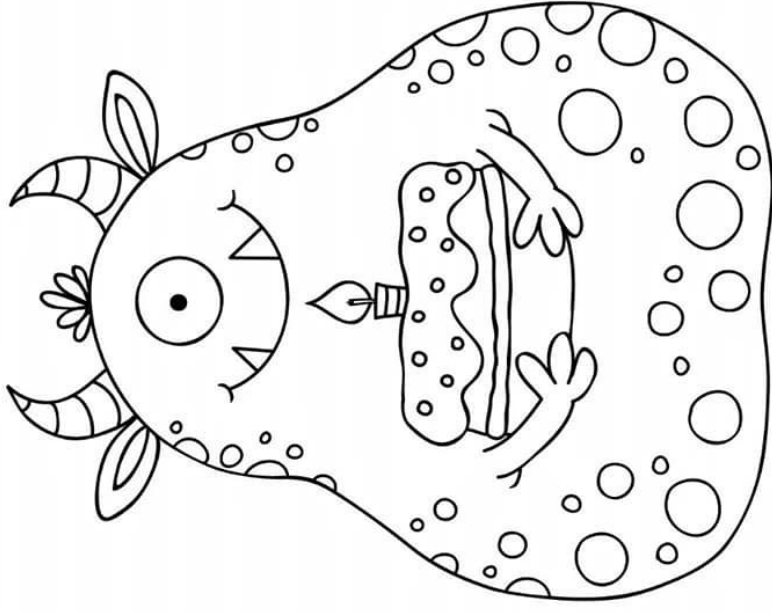
AUGUST




SEPTEMBER



OCTOBER



NOVEMBER




DECEMBER







# IT'S YELLOW



# IT'S BLUE






HELLO!  
MY NAME IS

-----


I AM

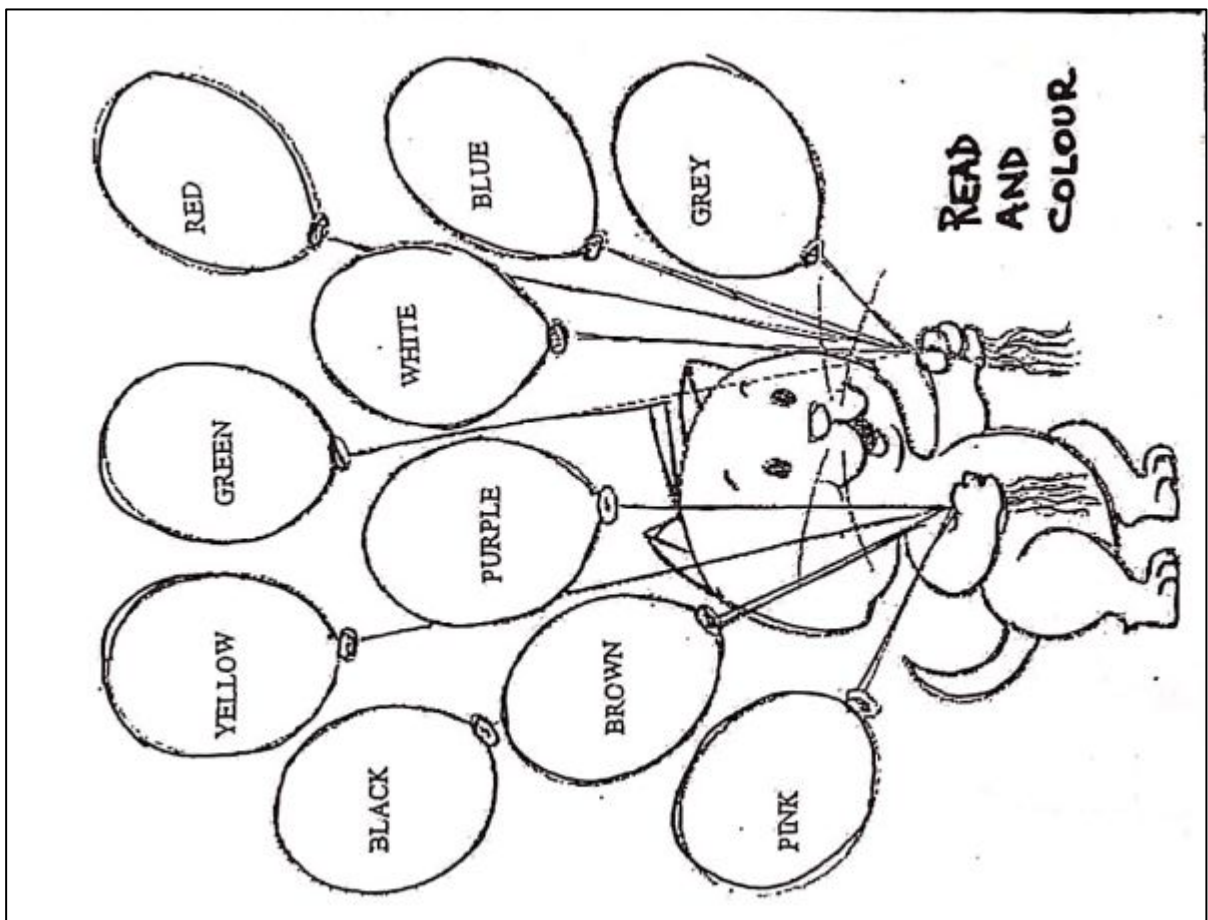
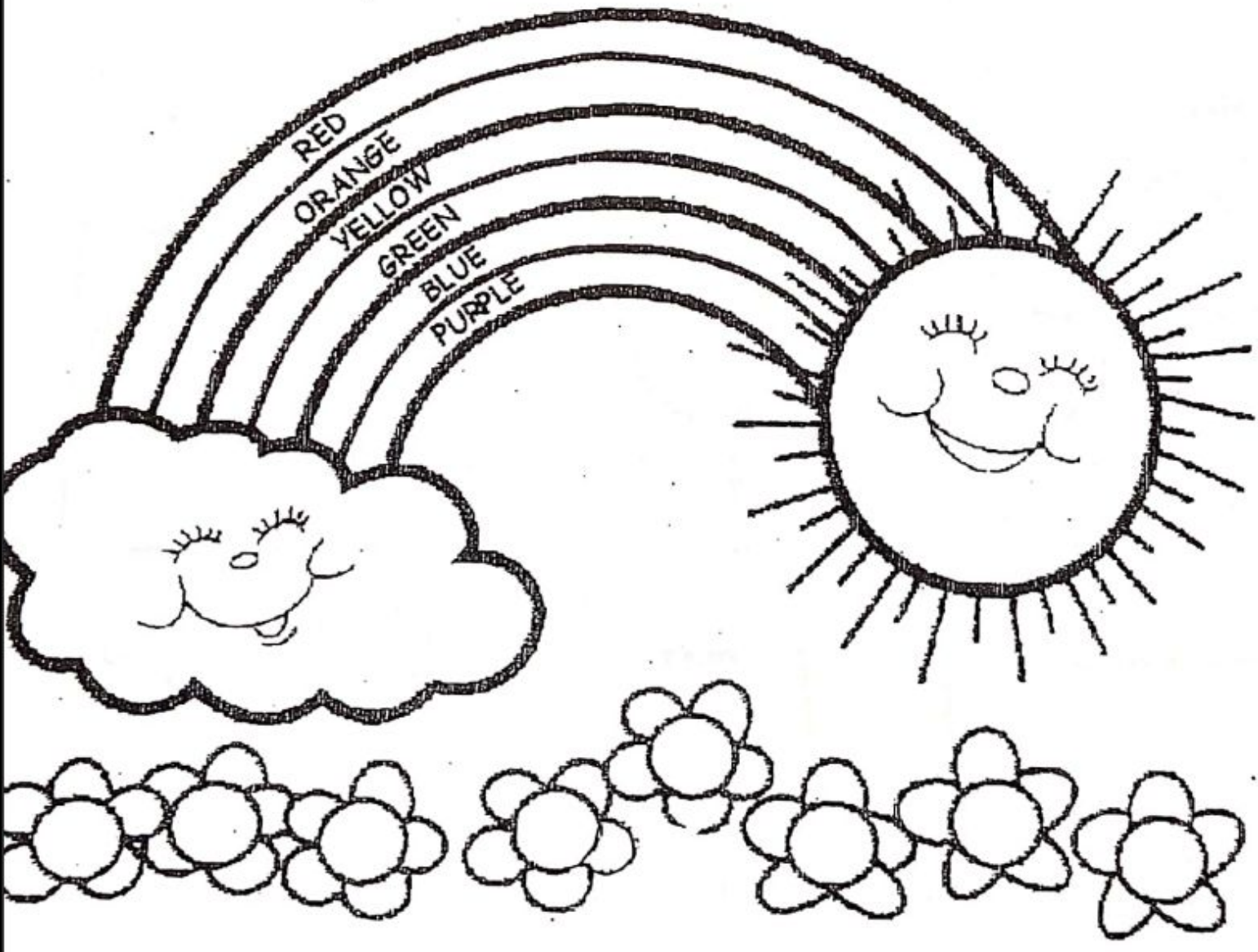


MY FAVORITE COLORS













MY FAVORITE ANIMAL





## COLOURS




## COLOURS


|   |   |   |   |   |   |   |   |   |   |   |   |
|---|---|---|---|---|---|---|---|---|---|---|---|
| M | R | X | B | L | F | U | G | B | C | B | D |
| Z | I | X | F | M | O | U | H | Q | N | B | W |
| K | O | R | A | N | G | E | A | T | O | D | Z |
| P | R | S | R | E | Q | B | R | O | W | N | I |
| R | C | P | E | C | O | Q | N | K | T | H | B |
| V | T | I | D | W | D | M | C | G | Q | T | L |
| H | T | N | N | Z | W | H | I | T | E | O | A |
| G | D | K | Q | Z | U | Q | K | B | S | N | C |
| G | R | E | E | N | O | F | F | B | M | L | K |
| C | I | Q | E | N | Y | E | L | L | O | W | V |
| J | P | Z | D | G | Y | D | I | K | D | Y | Z |
| X | B | L | U | E | W | Y | Q | Q | J | R | V |

**GREEN    YELLOW    BLACK    BLUE    ORANGE**  
**BROWN    RED    WHITE    PINK**

# WEATHER BINGO



SUNNY




CLOUDY



WINDY




RAINY



STORMY



SNOWY



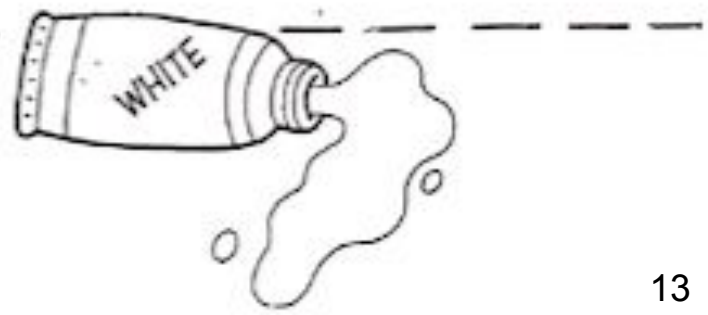
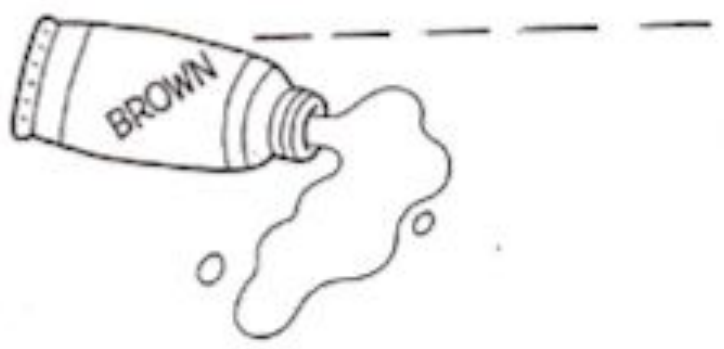
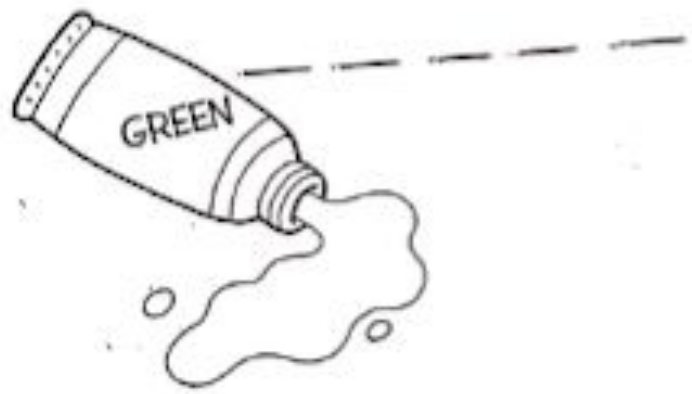
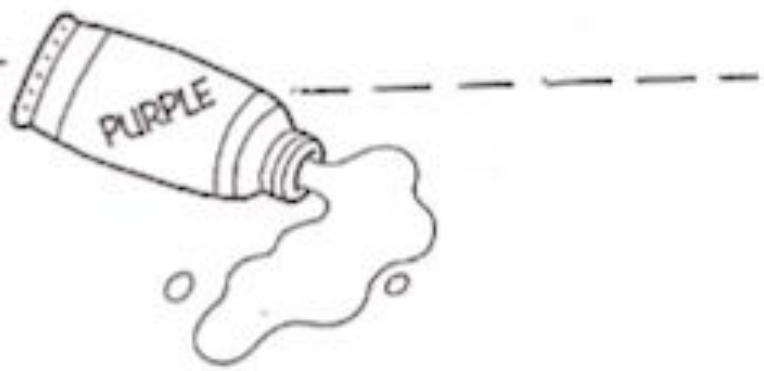
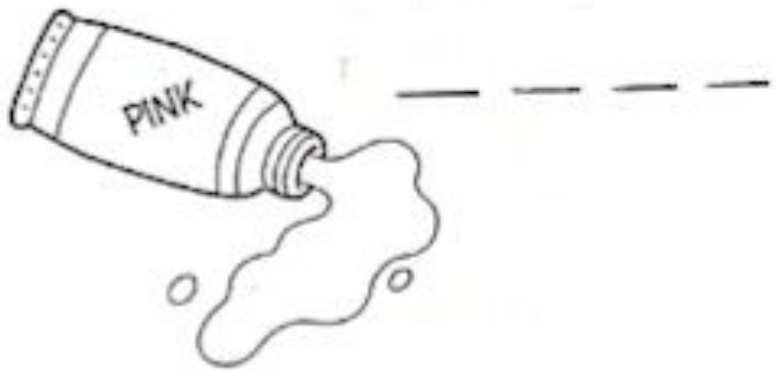

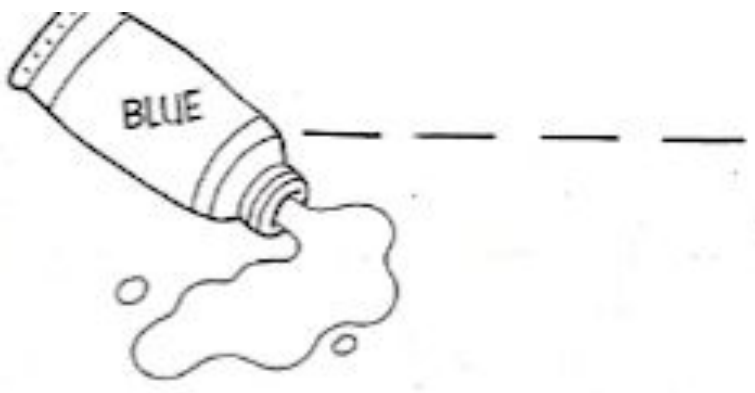
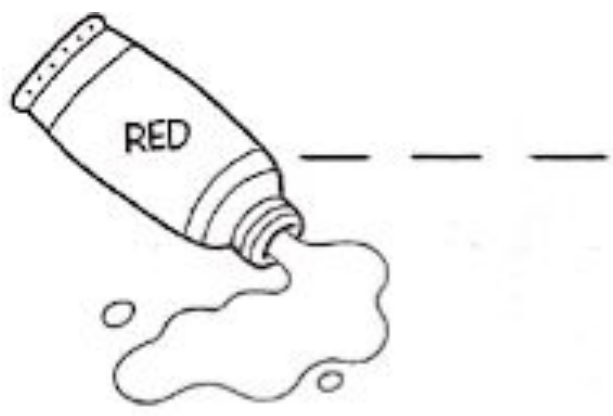
HOT



WARM



COLD


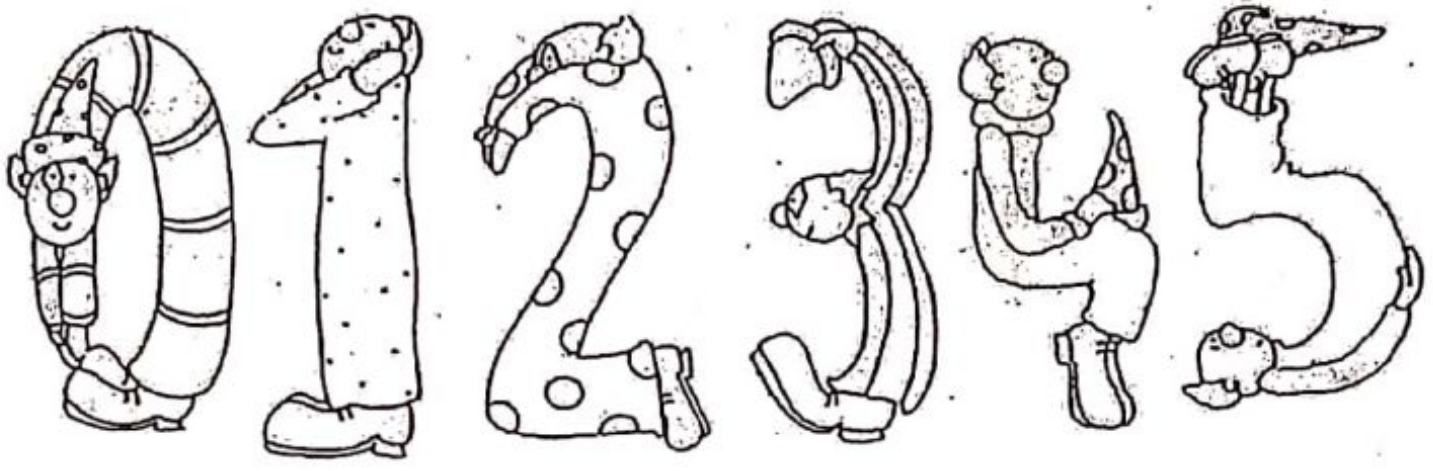


Look, TRACE AND WRITE




1 ONE  
2 TWO  
3 THREE  
4 FOUR  
5 FIVE  
6 SIX  
7 SEVEN  
8 EIGHT  
9 NINE  
10 TEN

O o  
O  
O  
O  
O  
O  
O  
O  
O  
O



LOOK AND CIRCLE THE NUMBERS 1 TO 10 IN THE PICTURE..





ONE



TWO



THREE



FOUR



FIVE



SIX



SEVEN



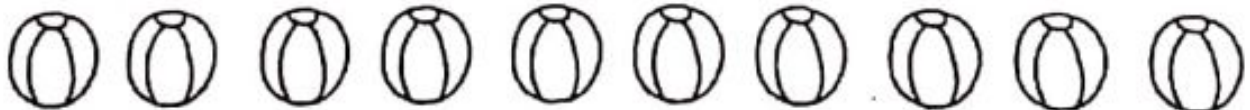
EIGHT



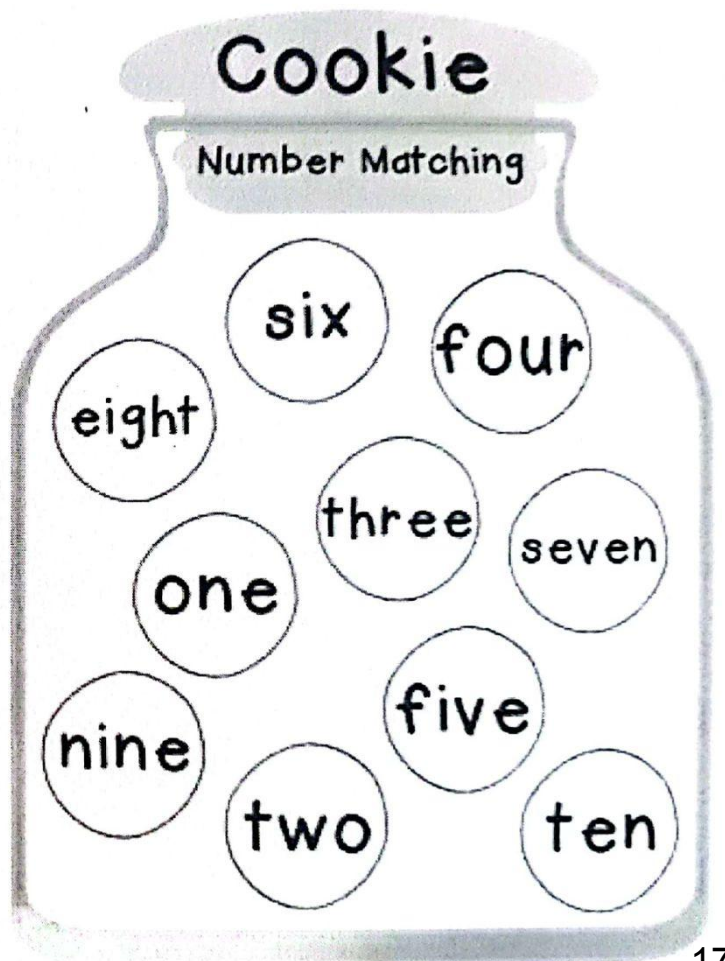


NINE



TEN



Cookie Jar Counting



# Numbers 1 - 20

1

ONE

2

TWO

3

THREE

4

FOUR

5

FIVE

6

SIX

7

SEVEN

8

EIGHT

9

NINE

10

TEN

11

ELEVEN

12

TWELVE

13

THIRTEEN

14

FOURTEEN

15

FIFTEEN

16

SIXTEEN

17

SEVENTEEN

18

EIGHTEEN

19

NINETEEN


20

TWENTY



4 Find the numbers and write.



|   |   |   |   |   |   |   |   |   |   |   |   |
|---|---|---|---|---|---|---|---|---|---|---|---|
| E | L | E | V | E | N | F | F | F | E | E | G |
| O | H | T | T | N | I | O | O | S | I | I | L |
| N | T | W | H | I | T | U | U | E | G | G | H |
| E | W | O | I | N | H | R | R | V | H | H | T |
| N | E | O | R | E | R | T | P | E | T | T | W |
| Q | L | T | T | T | E | E | F | N | E | R | E |
| S | V | E | E | E | E | E | I | T | E | N | N |
| T | E | N | E | E | U | N | V | E | N | I | T |
| S | I | X | N | N | V | Z | E | E | A | N | Y |
| E | D | F | I | F | T | E | E | N | B | E | C |
| S | E | V | E | N | S | I | X | T | E | E | N |



- |   |       |    |       |    |       |    |       |
|---|-------|----|-------|----|-------|----|-------|
| 1 | one   | 6  | ..... | 11 | ..... | 16 | ..... |
| 2 | ..... | 7  | ..... | 12 | ..... | 17 | ..... |
| 3 | ..... | 8  | ..... | 13 | ..... | 18 | ..... |
| 4 | ..... | 9  | ..... | 14 | ..... | 19 | ..... |
| 5 | ..... | 10 | ..... | 15 | ..... | 20 | ..... |

What's the weather like?

3

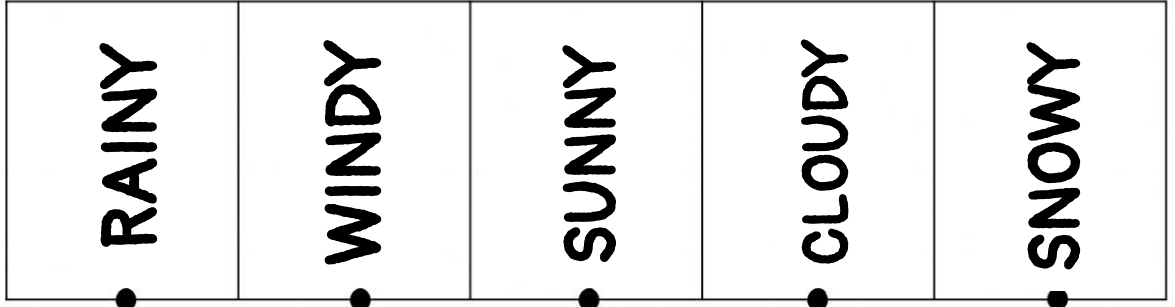
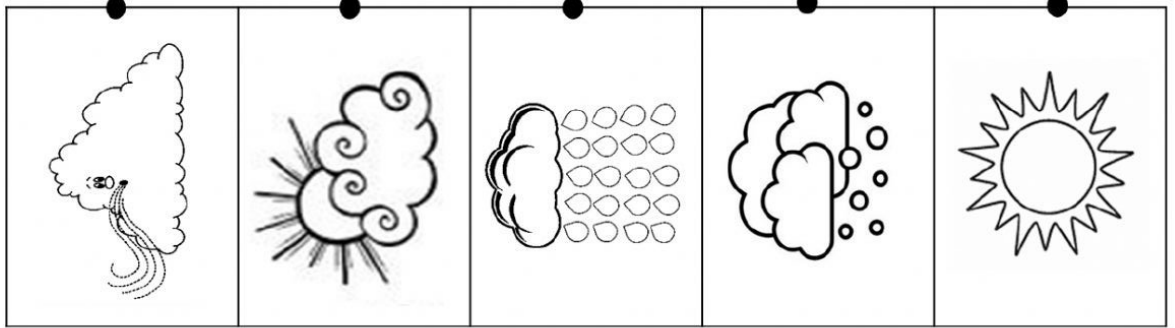








|  |  |
|--|--|
|  |  |
|  |  |

What is the weather like?

Complete the sentences with stormy, windy, cloudy, rainy, snowy and sunny

MATCH AND COLOUR THE PICTURES.



|  |                    |
|--|--------------------|
|    | It is a _____ day. |
|     | It is a _____ day. |
|    | It is a _____ day. |
|   | It is a _____ day. |
|  | It is a _____ day. |
|  | It is a _____ day. |

# How's the Weather ?

Cut and paste the picture to match each word.

**SUNNY**

**CLOUDY**

**RAINY**


**WINDY**

**STORMY**

**SNOWY**



# Days of the Week



SUNDAY → RED  
MONDAY → YELLOW  
TUESDAY → PINK  
WEDNESDAY → GREEN

THURSDAY → ORANGE  
FRIDAY → BLUE  
SATURDAY → PURPLE

## CUT & PASTE

### DAYS OF THE WEEK

|   |
|---|
| 1 |
| 2 |
| 3 |
| 4 |
| 5 |
| 6 |
| 7 |

|           |
|-----------|
| FRIDAY    |
| WEDNESDAY |
| SUNDAY    |
| MONDAY    |
| SATURDAY  |
| TUESDAY   |
| THURSDAY  |



# SCHOOL OBJECTS

**BOOK**



**RULER**



**PENCIL**



**SHARPENER**



**SCISSORS**



**PENCIL CASE**



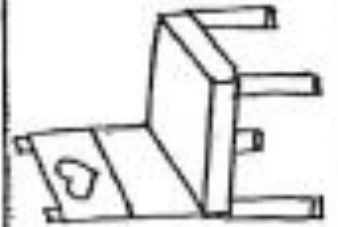
**RUBBER**



**PEN**

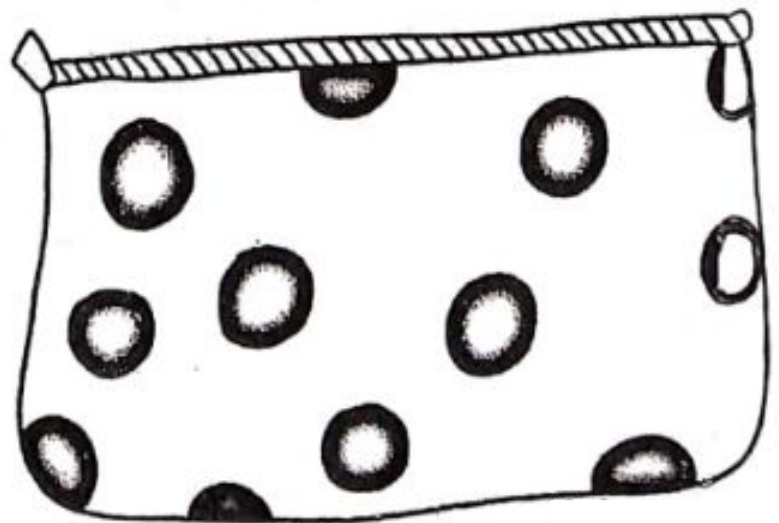
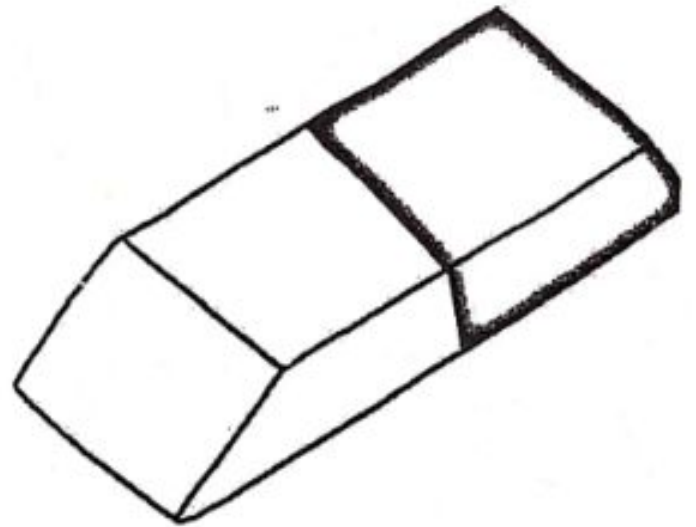


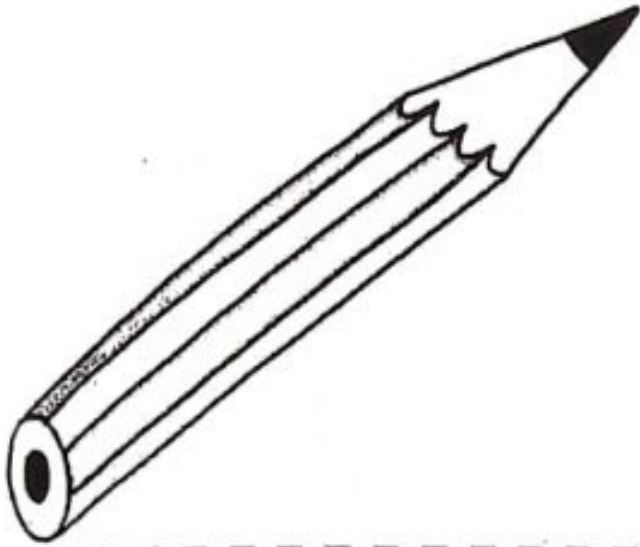


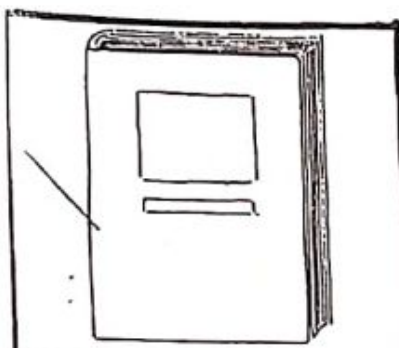
**CHAIR**




1 Choose colours. Colour and complete.

2 Cut out and play.





BOOK




CHAIR



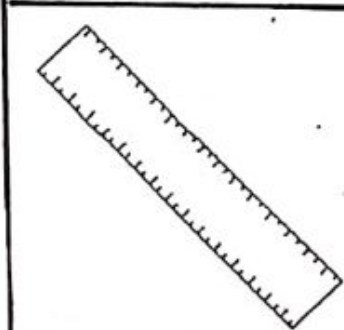
SCHOOLBAG



PENCIL



TABLE



RULER





BOOK

SCHOOL  
BAG

PENCIL  
CASE

PEN



# CLASSROOM OBJECTS

Label the pictures.

BOOK

SHARPENER

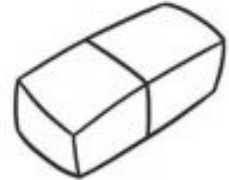
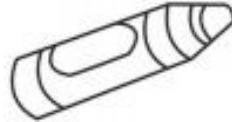
CRAYON

SCHOOL BAG

RUBBER


SCISSORS

SHARPENER



## COLOUR BY NUMBER

- 1- BLUE
- 2- RED
- 3- YELLOW
- 4- GREEN
- 5- PINK
- 6- BROWN
- 7- GRAY
- 8- BLACK
- 9- ORANGE
- 10- WHITE
- 11- PURPLE



Class: \_\_\_\_\_

 TRACE, READ AND NUMBER.

- ① PENCIL CASE    ② RULER    ③ PEN    ④ PENCIL  
⑤ RUBBER    ⑥ SHARPENER    ⑦ CRAYON    ⑧ BAG



ANSWER THESE QUESTIONS

① WHAT IS THIS ?



IT'S A

---

② WHAT IS THIS ?



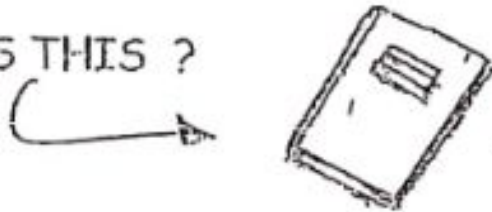
---

③ WHAT IS THIS ?




---

④ WHAT IS THIS ?



---

⑤ WHAT IS THIS ?



---

⑥ WHAT IS THIS ?




---

⑦ WHAT IS THIS ?



---

⑧ WHAT IS THIS ?








---

# PREPOSITIONS (IN - ON - UNDER)

Where is the ...?

- Click and choose.

|   |   |   |   |   |
|---|---|---|---|---|
|  |  |  |  |  |
| <input type="text"/>  | <input type="text"/>  | <input type="text"/>  | <input type="text"/>  | <input type="text"/>  |

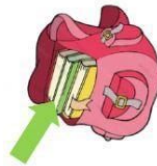
- Complete the sentences.



The bag is \_\_\_\_\_ the desk.





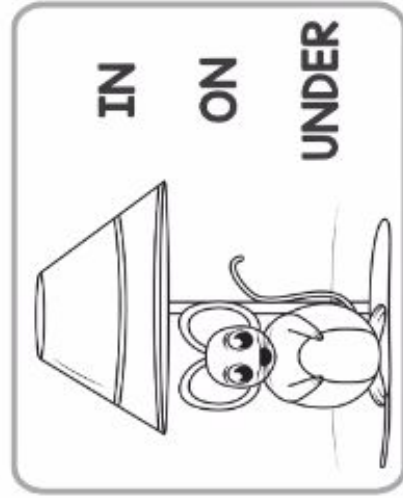

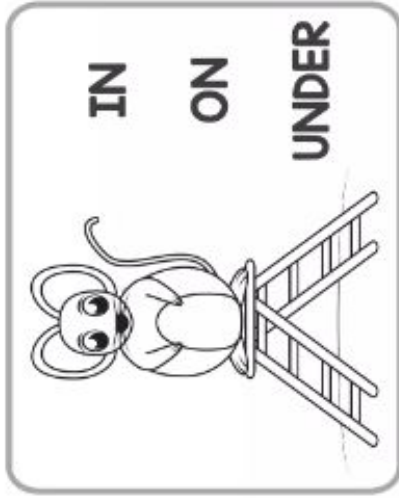
The bag is \_\_\_\_\_ the desk.


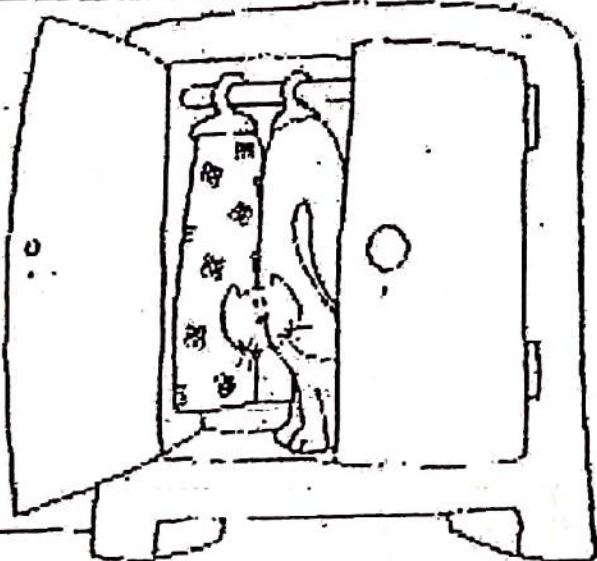
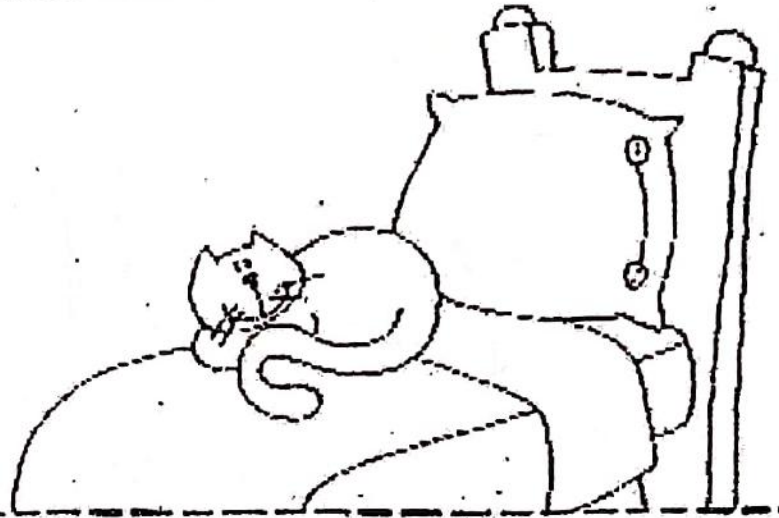






The books are \_\_\_\_\_ the bag.



The glue is \_\_\_\_\_ the desk.







# IN - ON - UNDER

Look and complete the sentences.




IN      UNDER      ON

1. THE CAT IS UNDER THE CHAIR.
2. THE RULER IS \_\_\_\_\_ THE SCHOOL BAG.
3. THE TEDDY BEAR IS \_\_\_\_\_ THE WARDROBE.
4. THE GIRL IS \_\_\_\_\_ THE THE BED.
5. THE DOG IS \_\_\_\_\_ THE TABLE.

# IN - ON - UNDER




\_\_\_\_\_




\_\_\_\_\_



\_\_\_\_\_




\_\_\_\_\_



\_\_\_\_\_




\_\_\_\_\_




\_\_\_\_\_



\_\_\_\_\_



\_\_\_\_\_



\_\_\_\_\_



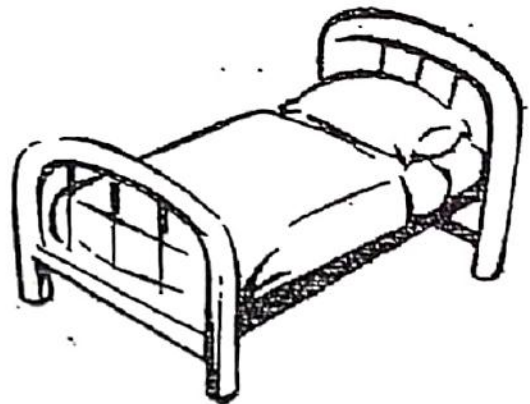


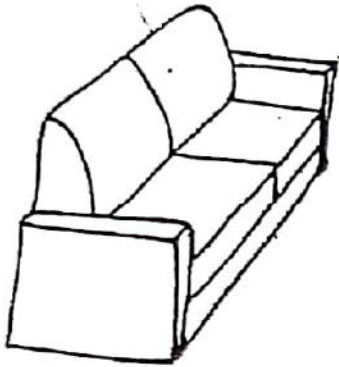
\_\_\_\_\_



\_\_\_\_\_


# IN - ON - UNDER

LISTEN AND DRAW



# WHERE ARE THEY?

READ AND CIRCLE YES OR NO.



1. THE CAT IS ON THE TABLE. YES / NO
2. THE FLOWERS ARE UNDER THE TABLE. YES / NO
3. THE DOG IS IN THE BOX. YES / NO
4. THE BIRD IS IN THE CAGE. YES / NO
5. THE BOOK IS IN THE TABLE. YES / NO
6. THE TV IS ON THE FLOOR. YES / NO
7. THE KEYS ARE ON THE TABLE. YES / NO


## Where...? in, on, under




It's ..... box.



They're ..... the table.



Where is the fish?



It's ..... the box.



Where are the birds?



It's ..... the chair.



It's ..... the car.



Where are the rabbits?

# FEELING FACES

Draw the expressions on each of the faces to match the feelings:



**HAPPY**



**ANGRY**



**SAD**



**SILLY**



**SCARED**



**WORRIED**



**CONFUSED**



**TIRED**



**EXCITED**

# PARTS OF THE BODY

Solve the crossword puzzle.

1

2

3

4

5

6

7

8

9

10

**LABEL THE FACE.**

- HAIR    EYE    NOSE    EAR    MOUTH    NECK


.....

.....

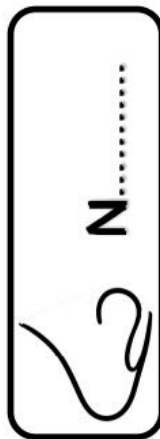
.....

.....

# BODY PARTS



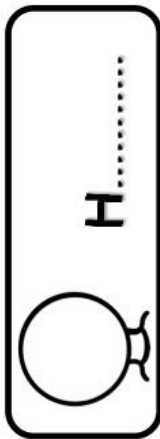
Name:.....



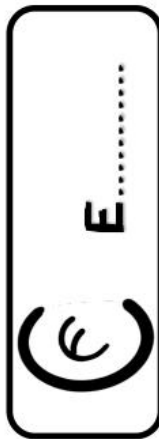
N.....



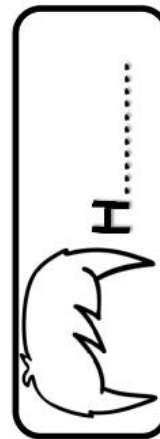
E.....



H.....



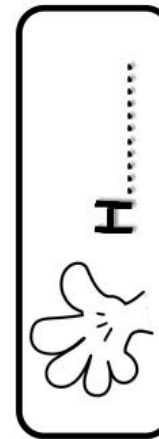
E.....



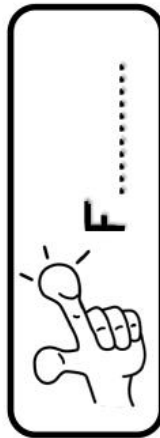
H.....



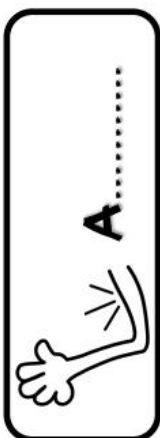
M.....



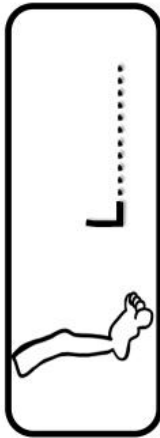
H.....



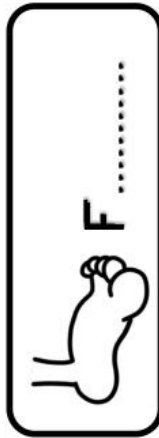
F.....




A.....



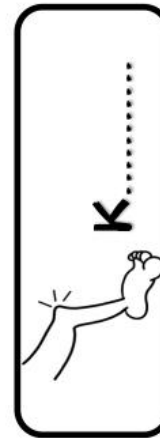
L.....



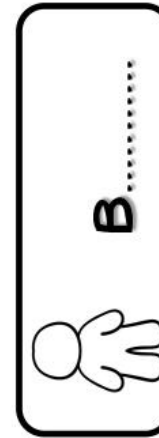
F.....



T.....



K.....



B.....

# What's that?



Write

mouth - ear - nose - hair - eye

1



What's that?

This is my .....



2



What's that?

This is my .....



3



What's that?

This is my .....



4



What's that?

This is my .....



5



What's that?

This is my .....



# MY - YOUR

Write



..... eye

..... eye

..... eye

..... nose

..... nose

..... nose

..... leg

..... leg

..... leg

..... mouth

..... mouth

..... mouth

H.....

E.....

H.....

A.....

M.....

K.....

L.....

F.....

E.....

N.....

# BODY PARTS



Write


Head - Eye - Toe - Hand - Body  
 Arm - Ear - Nose - Mouth - Hair  
 Finger - Foot - Knee - Leg - Shoulder


















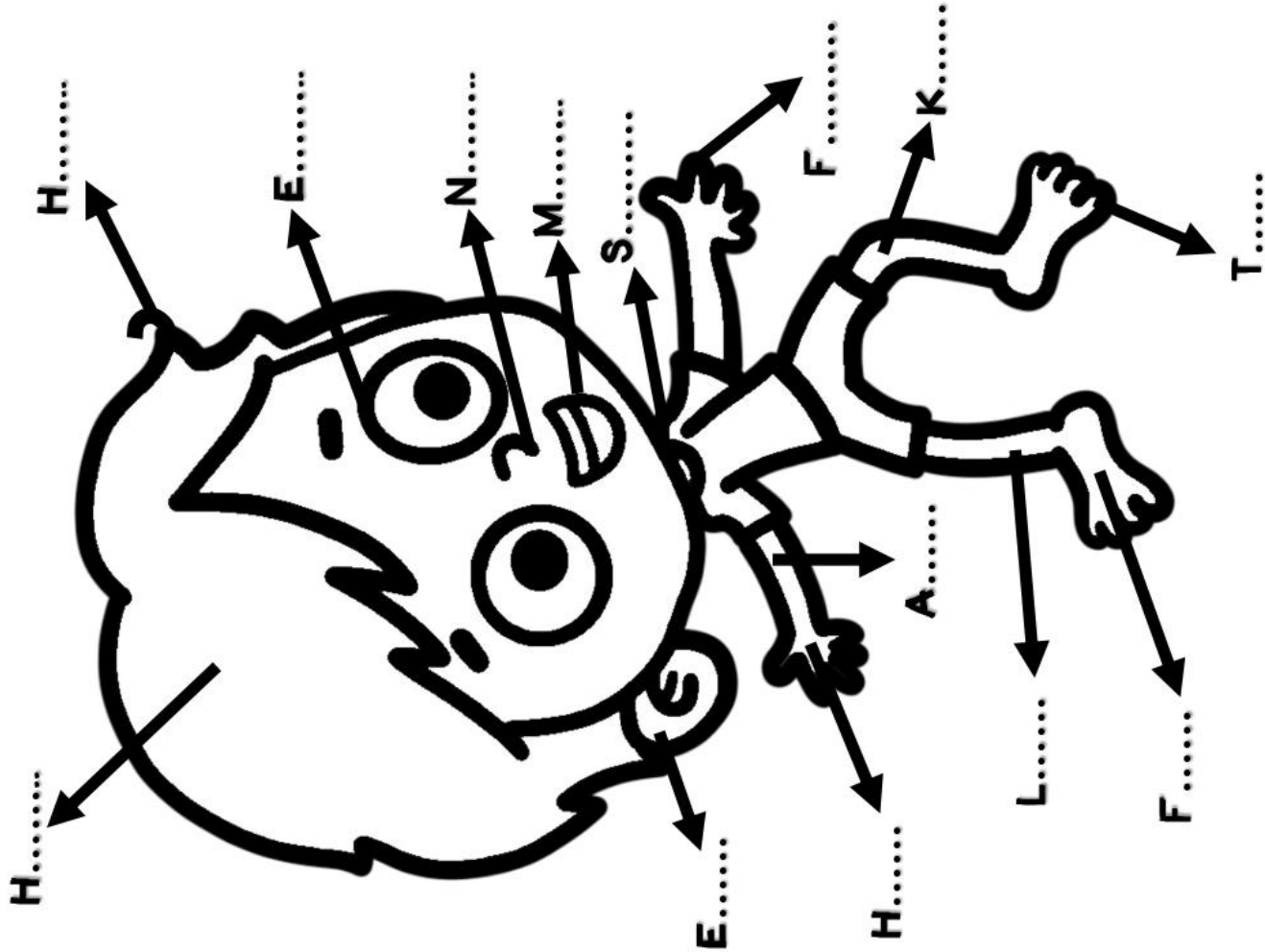


























# ROBY THE ROBOT



- |   |   |
|---|---|
|  Color my nose pink.   |  Color my arms green.  |
|  Color my mouth white. |  Color my hands brown. |
|  Color my eyes yellow. |  Color my legs orange. |
|  Color my head blue.   |  Color my knees black. |
|  Color my ears purple. |  Color my feet red.    |
|  Color my body gray.   |   |

LOOK, READ AND WRITE THE NUMBER. COLOUR AS IT SAYS.

**1** I'VE GOT A GREEN BODY, ..... EARS AND ..... EYES.  
I'VE GOT ..... HANDS WITH ..... FINGERS EACH.

**2** I'VE GOT ..... FINGERS IN TOTAL. I'VE GOT .....  
RED EYES, ..... LEG AND ..... LONG ARMS. MY  
BODY IS ALL YELLOW.

**3** I'VE GOT ..... HEADS WITH BLUE HAIR. MY LONG BODY IS  
ORANGE. IT HAS ..... FEET AND NO ARMS.




FIND AND CIRCLE.

SEE SMELL LISTEN TOUCH TASTE

TRACE AND MATCH.

1



SEE


SMELL

LISTEN

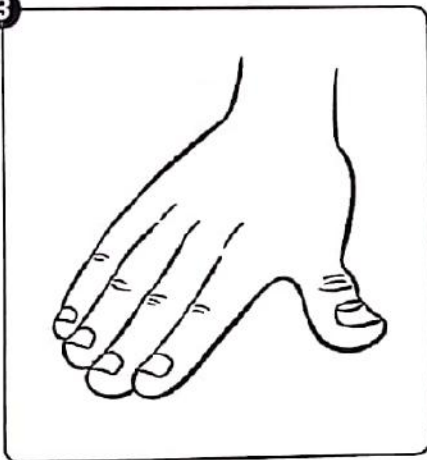
TOUCH

TASTE

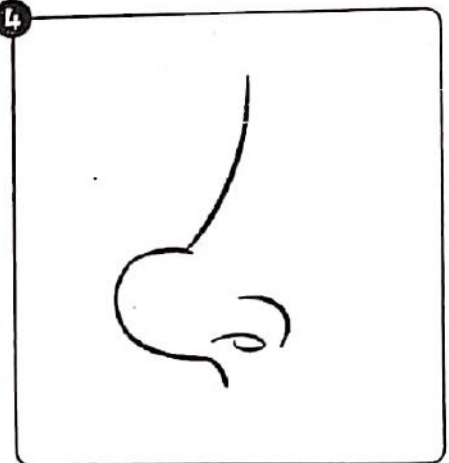
2




3



4



5



# Worksheet 2

Name: \_\_\_\_\_

Class: \_\_\_\_\_

Look and circle in the correct colour.  Say.



= RED



= BLUE



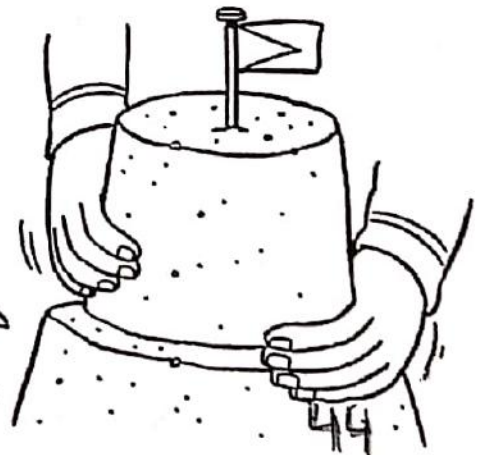

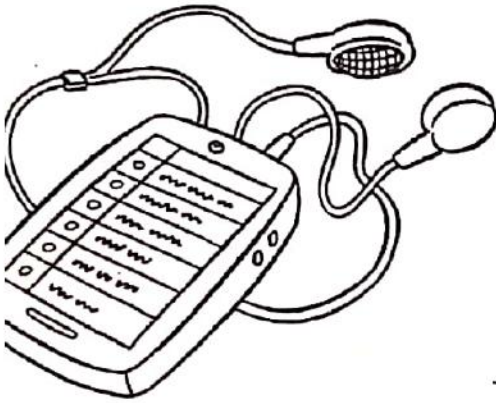
= GREEN



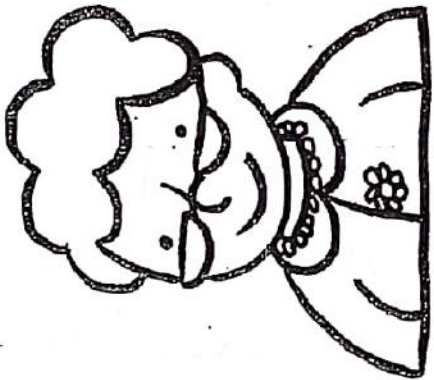
= YELLOW



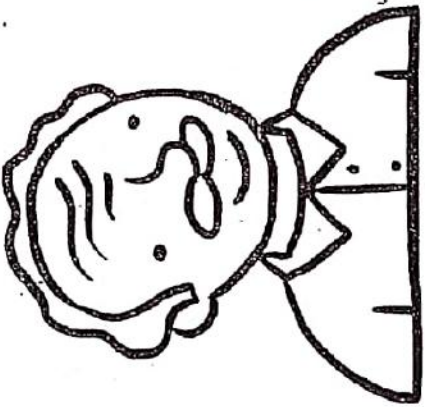
= ORANGE



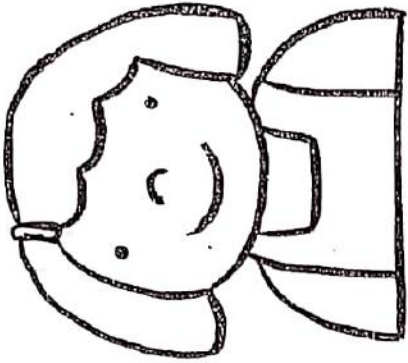
FAMILY




GRANDMOTHER



GRANDFATHER




SISTER




BROTHER




FAMILY



BABY



FATHER




MOTHER



# THIS IS MY FAMILY

LABEL THE MEMBERS OF THE FAMILY.



GRANDFATHER

GRANDMOTHER

BROTHER

SISTER

MOTHER

FATHER

BABY

# MY FAMILY TREE

\* Label the FAMILY TREE.

(Etiqueta el siguiente ÁRBOL FAMILIAR)

BROTHER

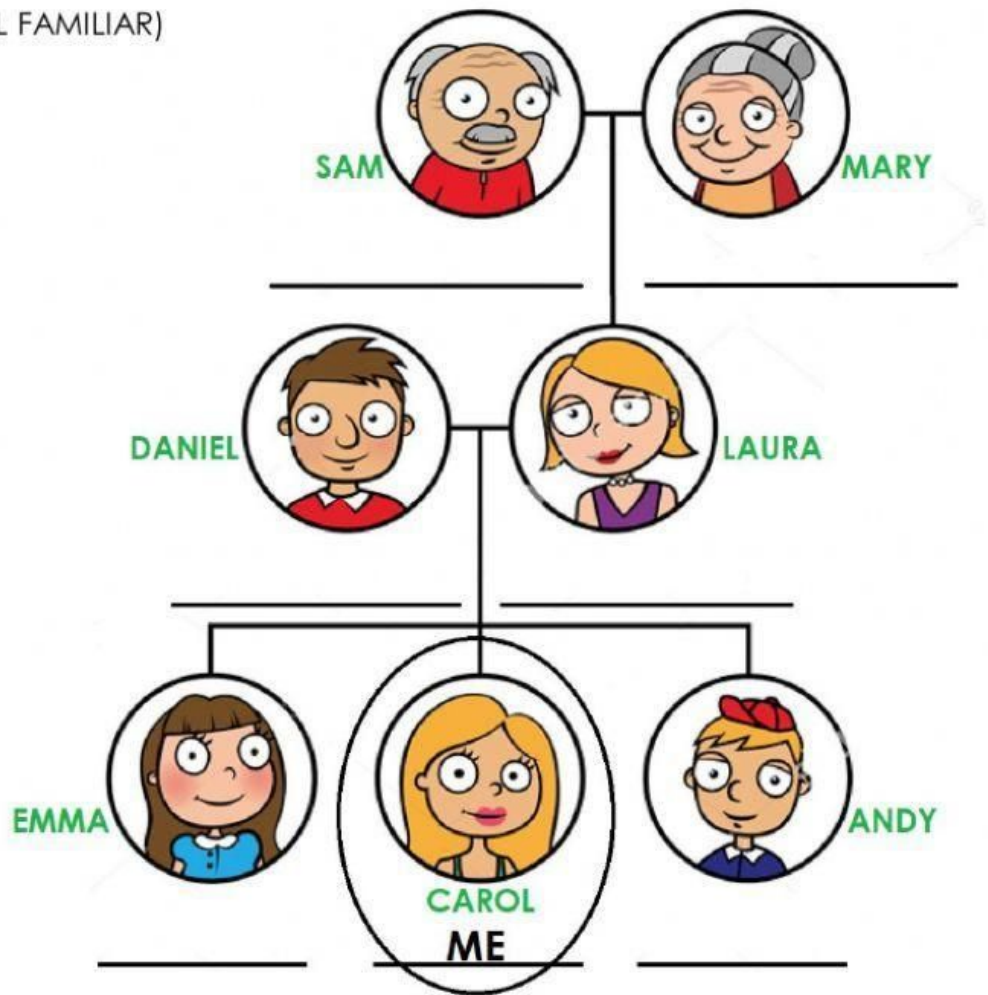
MOM

GRANDMA

SISTER

DAD

GRANDPA



\* Write the correct relationship in each sentence.

(Escribe el parentesco que corresponde en cada oración.)


- 1) ANDY is my \_\_\_\_\_.
- 2) SAM is my \_\_\_\_\_.
- 3) LAURA is my \_\_\_\_\_.
- 4) EMMA is my \_\_\_\_\_.
- 5) MARY is my \_\_\_\_\_.
- 6) DANIEL is my \_\_\_\_\_.



I'M MIGUEL AND THIS IS MY FAMILY.

SHE IS ELENA.

SHE IS MY GRANDMOTHER



HE IS FRANCO.

HE IS MY




SHE IS LUISA.

SHE IS MY



HE IS ENRIQUE.

HE IS MY



SHE IS SOCORRO.

SHE IS MY



HE IS BERTO.

HE IS MY



SHE IS CARMEN.

SHE IS MY



THEY ARE ABEL AND ROSA. THEY ARE MY

ARE MY



COUSINS- GRANDFATHER- FATHER- SISTER- UNCLE- MOTHER- AUNT- GRANDMOTHER



FRUIT



# FOOD AND DRINKS

FRENCH



VEGETABLES

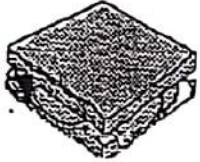
EGG




FRIES



FISH

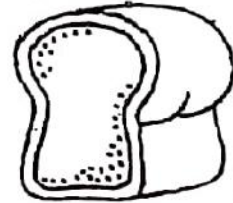


SANDWICH



CAKE

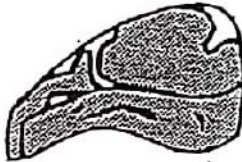
SOUP



BREAD



BURGER



STEAK



MEAT



CHICKEN



CEREAL

RICE



MILK



MASHED POTATOES



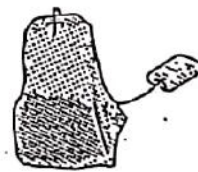
SALAD



SPAGHETTI



WATER



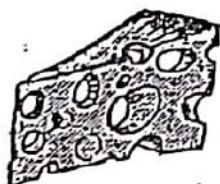
TEA



SAUSAGE



COFFEE



CHEESE



ORANGE JUICE



ICE CREAM

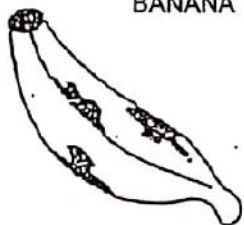


LEMONADE

FRUIT




PEAR




BANANA



GRAPES




STRAWBERRY




WATERMELON



APPLE



PINEAPPLE



ORANGE



LEMON



CHERRIES



PEACH



BLUEBERRY

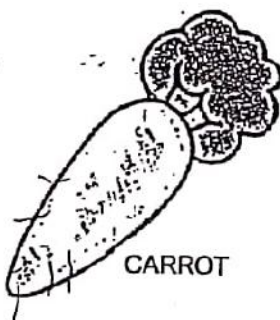


TOMATO



RASPBERRY


VEGETABLES



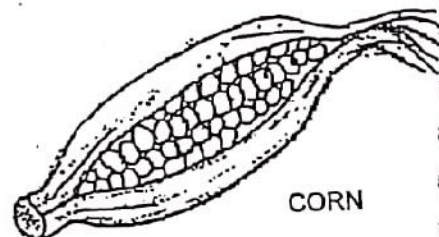
CARROT



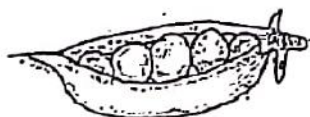
LETTUCE



POTATOES



CORN



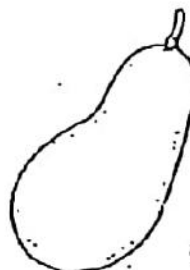
PEAS



ONION



BEET

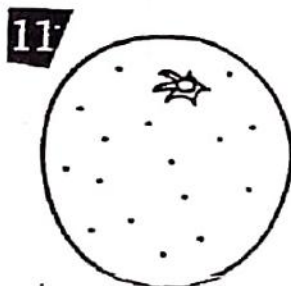
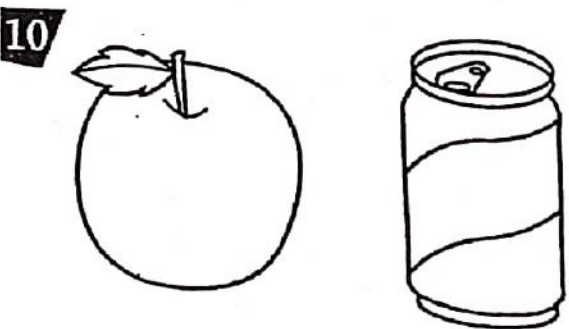
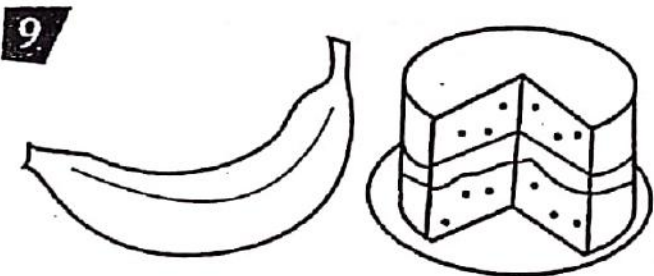
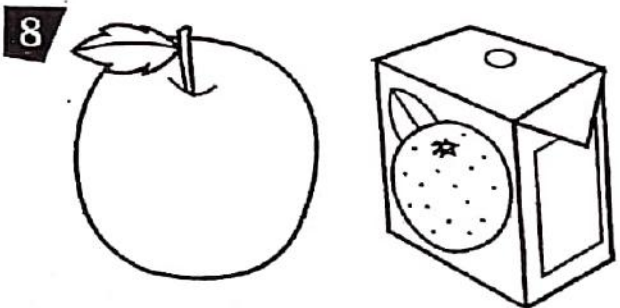
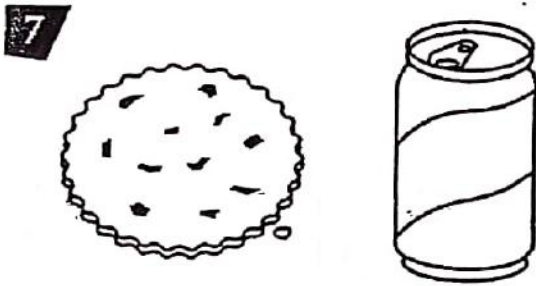
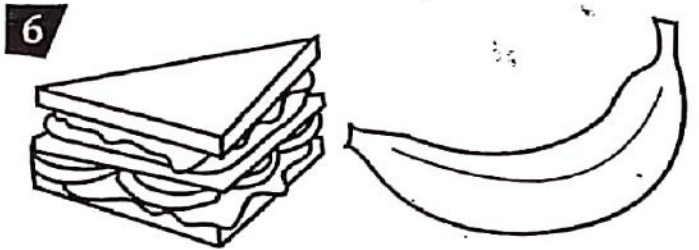
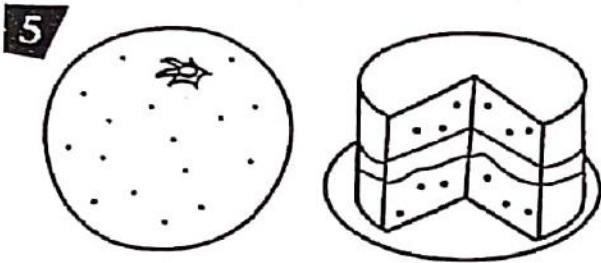

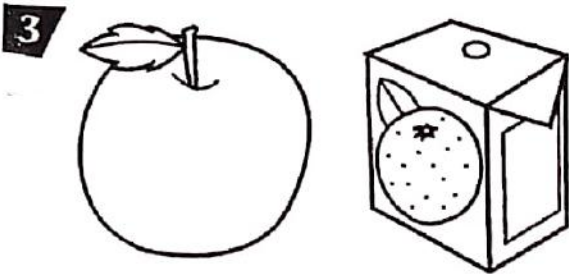

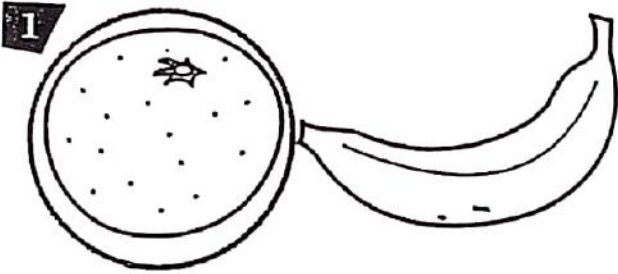


SQUASH



BEAN

1 Listen and circle. 5 10 marks



# FOOD AND DRINKS : VOCABULARY



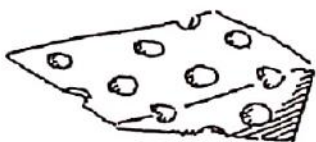
PIZZA




SANDWICH




CAKE




CHEESE



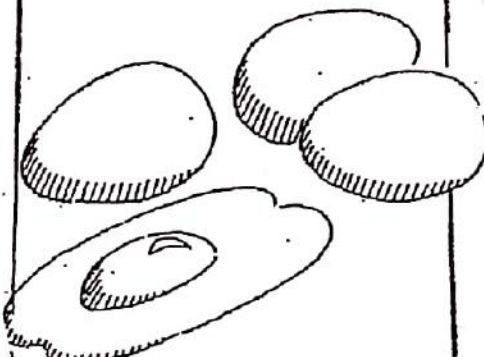
SWEETS




ORANGES



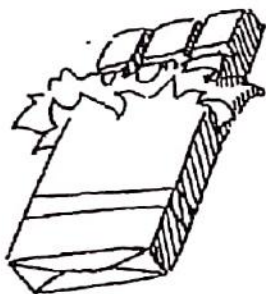
APPLES



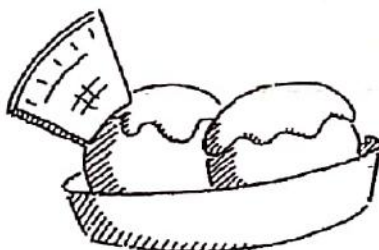
EGGS




HAMBURGER



CHOCOLATE




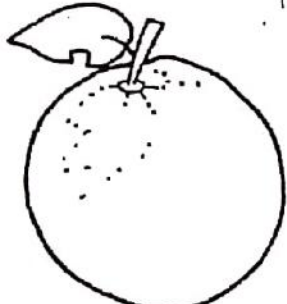
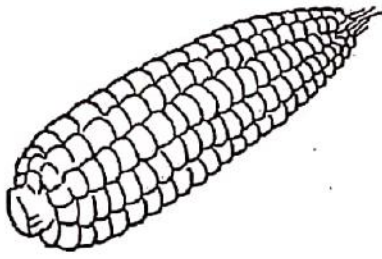



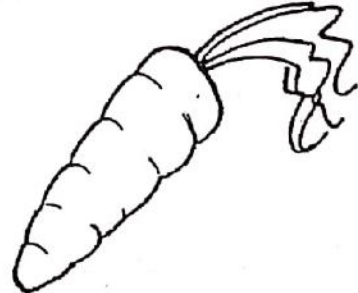


ICE CREAM


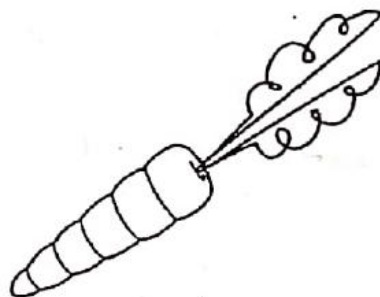
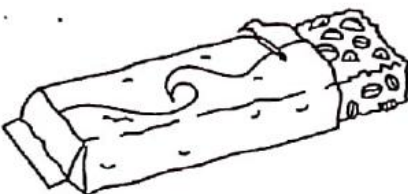



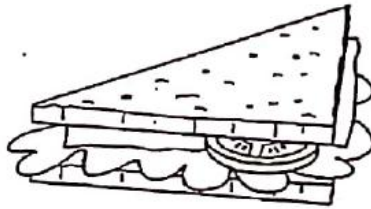

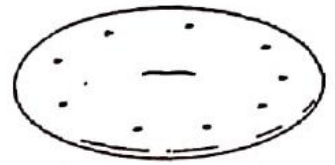
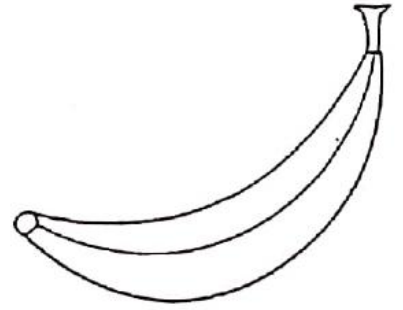

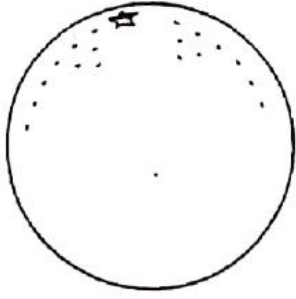



LEMONADE

|        |        |         |        |
|--------|--------|---------|--------|
| BANANA | ORANGE | LETTUCE | TOMATO |
| APPLE  | CORN   | CABBAGE | PEACH  |
| CARROT |        |         |        |

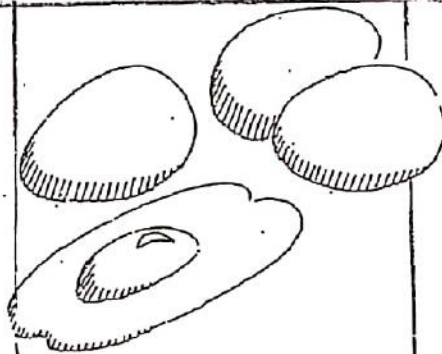
|   |   |   |
|---|---|---|
| <br><input type="text"/>   | <br><input type="text"/>   | <br><input type="text"/>   |
| <br><input type="text"/> | <br><input type="text"/> | <br><input type="text"/> |
| <br><input type="text"/> | <br><input type="text"/> | <br><input type="text"/> |

Picture cards






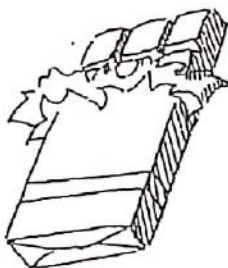
APPLES



EGGS




HAMBURGER



CHOCOLATE




ICE CREAM



LEMONADE


# DO YOU LIKE .....?

DO YOU LIKE BURGER?



YES, I DO.

NO, I DON'T



DO YOU LIKE \_\_\_\_\_?

.....



DO YOU LIKE \_\_\_\_\_?

.....



DO YOU LIKE \_\_\_\_\_?

.....



DO YOU LIKE \_\_\_\_\_?

.....



DO YOU LIKE \_\_\_\_\_?


.....



# Do you like it?

Directions: Read the questions and circle your answer.

Do you like pizza?



Yes, I do.

No, I don't.


Do you like soup?



Yes, I do.

No, I don't.


Do you like chicken?



Yes, I do.

No, I don't.

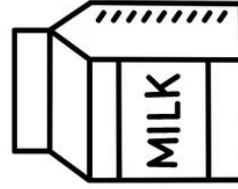
Do you like hamburger?



Yes, I do.

No, I don't.

Do you like milk?



Yes, I do.

No, I don't.



# FOOD

8



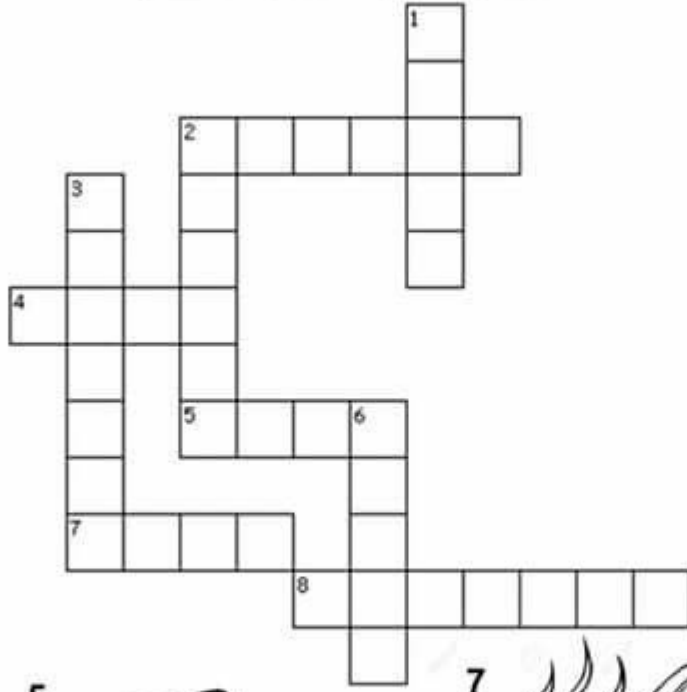
3



4



6



2



1



5



7

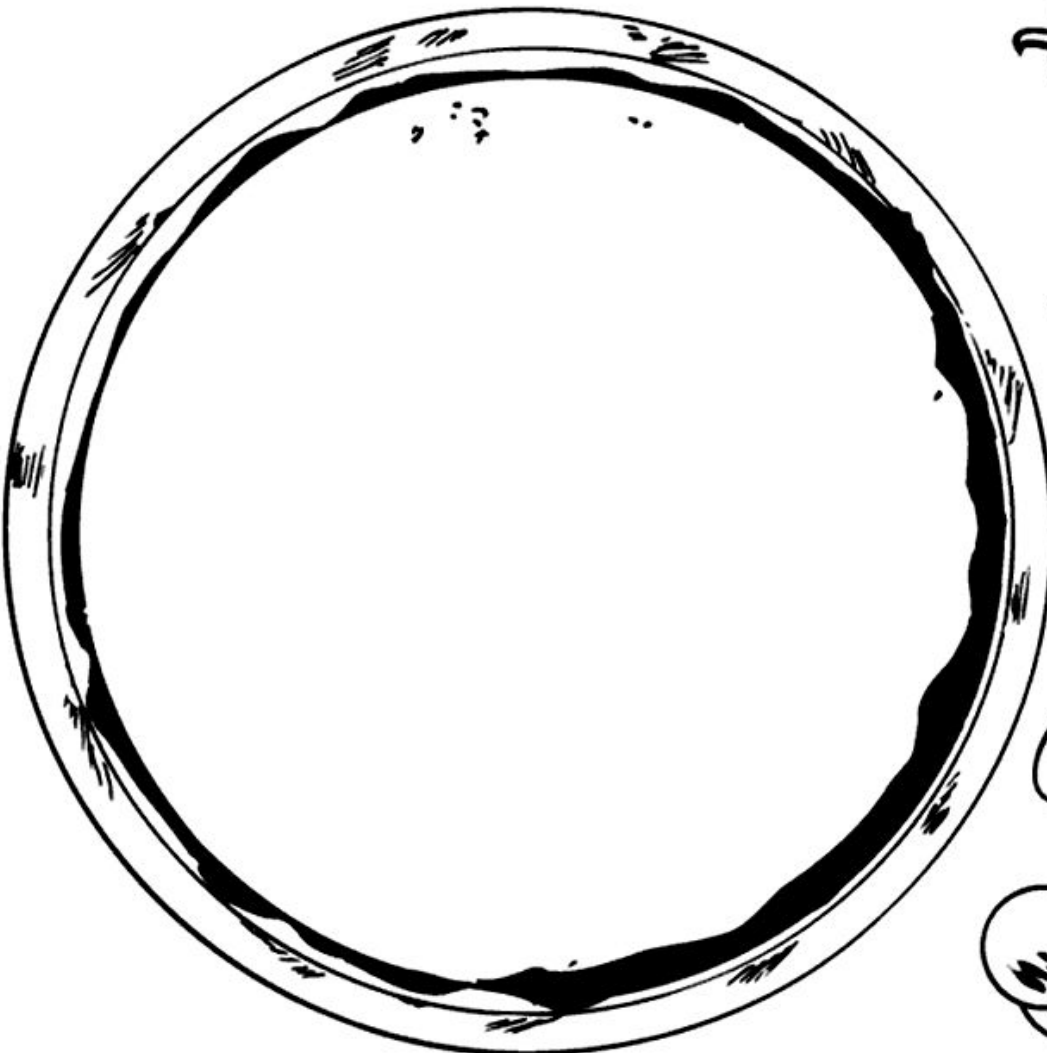




2



# MAKE A PIZZA

DRAW YOUR FAVORITE TOPPINGS ON THE PIZZA BELOW.  
USE SOME OF THE TOPPING PICTURES BELOW AS EXAMPLES OR CREATE YOUR OWN TOPPINGS.







I LIKE \_\_\_\_\_  
\_\_\_\_\_

I DON'T LIKE : \_\_\_\_\_  
\_\_\_\_\_

Draw yourself and write. Use *I CAN* and *I CAN'T*




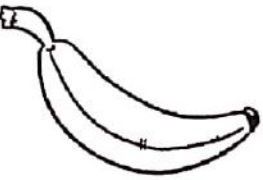








4 Worksheet 2

Name: \_\_\_\_\_

Class: \_\_\_\_\_

Name, match and draw.

- 1  \_\_\_\_\_
- 2  \_\_\_\_\_
- 3  \_\_\_\_\_
- 4  \_\_\_\_\_
- 5  \_\_\_\_\_
- 6  \_\_\_\_\_
- 7  \_\_\_\_\_
- 8  \_\_\_\_\_



# PETS

BLACK

PINK

BROWN

BLUE

YELLOW

MATCH and COLOUR.

1. HEN
2. DOG
3. MOUSE
4. HORSE
5. PIG
6. DUCK
7. BIRD
8. ANT
9. RABBIT
10. SHEEP
11. CAT
12. COW

RED

PURPLE




GREY

YELLOW

BROWN


ORANGE

GREY




 WRITE THE ANIMAL IN EACH BOX. UNDERLINE THE COLOUR WORD.

THIS IS AN ORANGE .....





THIS IS A BROWN .....

THIS IS A GREY .....



THIS IS A BLUE .....

THIS IS A RED .....



THIS IS A YELLOW .....


LOOK AT THE DRAWING AND CIRCLE THE RIGHT WORD WITH A PENCIL.



DOG  
CAT  
BEAR



ZEBRA  
GIRAFFE  
KANGAROO



LION  
TIGER  
MONKEY



BEE  
BUTTERFLY  
LADYBUG




ELEPHANT  
RHINOCEROS  
CROCODRILE



HEN  
DUCK  
BIRD



SEAL  
DOLPHIN  
FISH



RABBIT  
TORTOISE  
SNAKE




HORSE  
COW  
GOAT




FROG  
MOUSE  
ANT

## 1 Listen and circle. 🎧 11 10 marks


1




2




3




4




5




6



7




8




9



10



CUT  
AND  
MATCH  
THE  
WORDS



TURTLE

FISH

CAT

DOG

MOUSE

PARROT

RABBIT

HAMSTER



# This is a frog. It can jump.

jump

run

fly

swim



This is a **frog**.

It can **jump**.

This is a .....

It can .....

This is a .....

It can .....



This is a .....


It can .....

This is a .....

It can .....

This is a .....

It can .....



This is a .....

It can .....

This is a .....

It can .....

This is a .....

It can .....

turtle  
rabbit

frog  
lion

fish  
monkey

tiger


bird  
dolphin

# PETS

1) Complete the words.



M \_ \_ U \_ \_ E.




H \_ \_ R S \_ \_.



C \_ \_ T.



P \_ \_ R R \_ \_ T.



R \_ \_ B B \_ \_ T.



B \_ \_ R \_ \_.





D \_ \_ G.



H \_ \_ M S T \_ \_ R.

2) Match the pets with the pictures.




# PETS

LISTEN AND COLOUR THE ANIMALS.



FIND OUT AND COUNT THE ANIMALS.



HOW MANY....?



THERE ARE \_\_\_\_\_ DOGS.

THERE ARE \_\_\_\_\_ PIGS.

THERE ARE \_\_\_\_\_ COWS.

THERE ARE \_\_\_\_\_ CATS.

THERE ARE \_\_\_\_\_ RABBITS.

THERE IS \_\_\_\_\_ MONKEY.

THERE ARE \_\_\_\_\_ BIRDS.

 Trace and match.

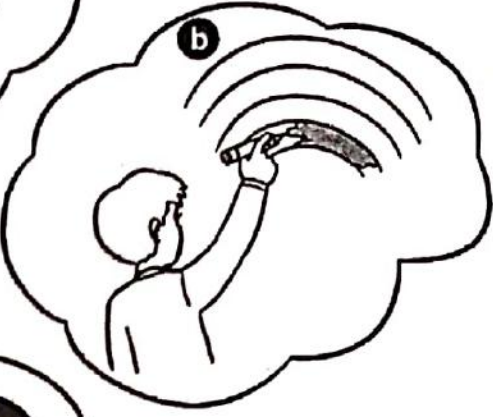
**DRAW**

**SING**

**TALK**

**COLOUR**

**PLAY**




# ACTIONS

1. FIND THE ACTIONS IN THE WORDSEARCH.



2. WRITE THE NAMES OF THE ACTIONS.



What can you do?



JUMP

WALK



SLEEP

LOOK



EAT

RUN



CLAP

SLEEP



RUN

WALK



DANCE

WALK



Match



RIDE A BIKE

RUN

JUMP

PLAY TENNIS

SWIM

PLAY BASKETBALL

PLAY FOOTBALL

DANCE

SING



# ACTIONS

CLIMB - RUN - WALK - FLY - SWIM - JUMP



## COMPLETE.

1. PENGUINS CAN \_\_\_\_\_ BUT THEY CAN'T \_\_\_\_\_ .

2. SHARKS CAN \_\_\_\_\_ BUT THEY CAN'T \_\_\_\_\_ .

3. LIONS CAN \_\_\_\_\_ AND \_\_\_\_\_ BUT THEY CAN'T \_\_\_\_\_ .

4. BIRDS CAN \_\_\_\_\_ BUT THEY CAN'T \_\_\_\_\_ .



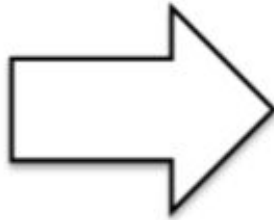
# Pete the Cat



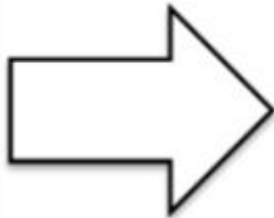
Cut and paste the items in the order Pete stepped in. Then, colour the shoes the colour they turned! It's all good!

 stepped in...

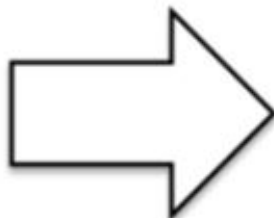
1st



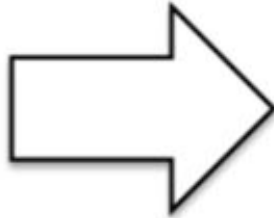
2nd



3rd

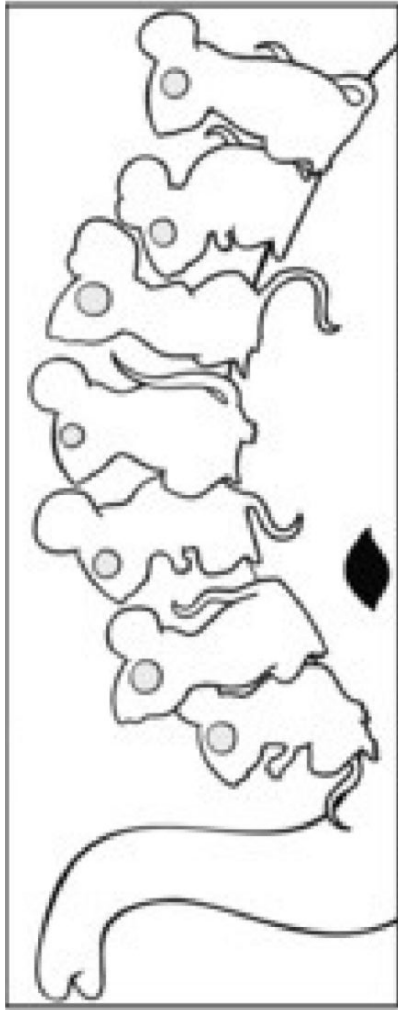


4th




# SEVEN BLIND MICE


Paint the mice following the directions.  
Write the number in the boxes.



- MOUSE NUMBER **ONE** IS RED.
- MOUSE NUMBER **TWO** IS GREEN.
- MOUSE NUMBER **THREE** IS YELLOW.
- MOUSE NUMBER **FOUR** IS PURPLE.
- MOUSE NUMBER **FIVE** IS ORANGE.
- MOUSE NUMBER **SIX** IS BLUE.
- MOUSE NUMBER **SEVEN** IS WHITE.
- THE ELEPHANT IS GRAY.



**THE MIXED-UP CHAMELEON**  
**- ERIC CARLE**





# Pete <sup>the</sup> Cat

Rocking in My  
School Shoes

1°

2°

3°

4°

5°

6°



school



School Bus



lunchroom



playground



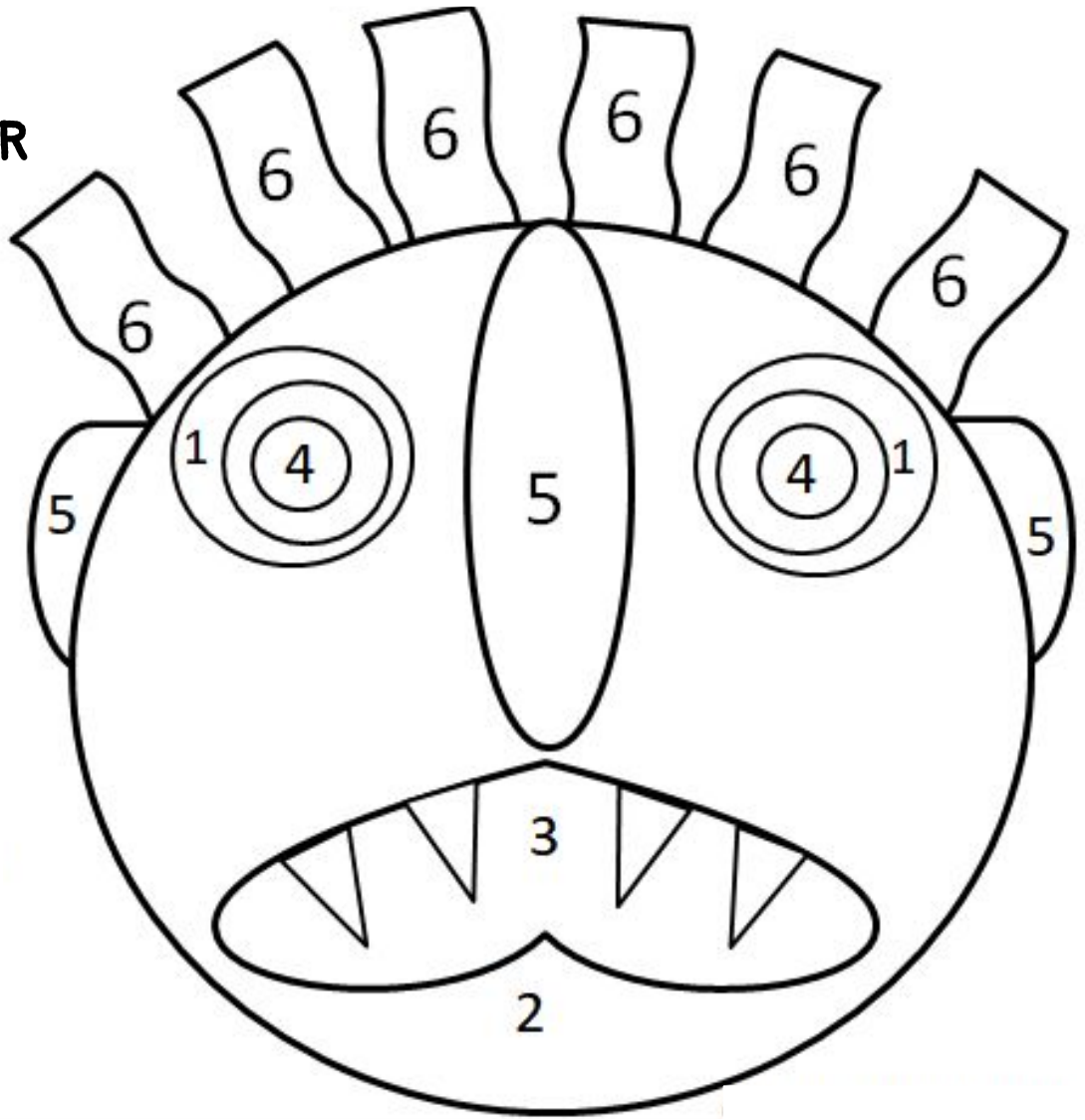
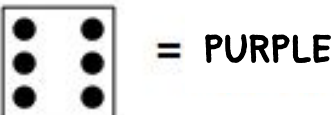

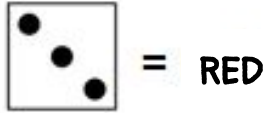
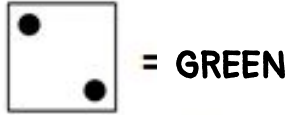
home



library

# GO AWAY BIG

## GREEN MONSTER



# MONKEY PUZZLE

FIND THE WORDS

MONKEY - CATERPILLAR - BUTTERFLY - DAD - MUM - SPIDER  
 SNAKE - FROG - FAMILY - BAT - ELEPHANT - PARROT

|   |   |   |   |   |   |   |   |   |   |   |   |   |   |   |   |   |
|---|---|---|---|---|---|---|---|---|---|---|---|---|---|---|---|---|
| E | C | M | O | N | K | E | Y | A | B | X | L | M | E | V | R | P |
| L | O | U | C | A | T | E | R | P | I | L | L | A | R | Z | D | A |
| E | P | K | R | E | L | B | U | T | T | E | R | F | L | O | R | R |
| P | T | Q | J | W | P | V | J | Y | D | G | N | X | A | F | O | O |
| H | B | M | F | D | P | C | Q | E | O | V | D | A | D | N | G | T |
| A | E | U | W | S | P | I | D | E | R | P | M | A | T | H | I | F |
| N | Q | M | M | B | L | R | C | U | S | N | A | K | E | S | A | M |
| T | X | S | D | K | F | R | O | G | Z | R | N | H | Z | J | G | B |
| A | C | F | A | M | I | L | Y | I | L | A | H | K | I | B | A | T |

WHAT COLOUR ARE THEY?



GREEN ★

BROWN ★

YELLOW ★

BLUE ★

BLACK ★



# THE GRUFFALO®

by Julia Donaldson

Complete and match.




purple - orange - black - claws

1. The Gruffalo has got a \_\_\_\_\_ tongue.
2. The Gruffalo has got \_\_\_\_\_ eyes.
3. It has got \_\_\_\_\_ pickles on its back.
4. It has got terrible \_\_\_\_\_.

# THE GRUFFALO®

by Julia Donaldson

Put the animals in order as they appear in the story.



# THE GRUFFALO®

by Julia Donaldson

Listen the Gruffalo's description and colour it.



# ROOM ON THE BROOM

BY JULIA DONALDSON



FIND THE WORDS. THEN, DRAW THEM.

|   |   |   |   |   |   |   |   |   |
|---|---|---|---|---|---|---|---|---|
| A | F | R | O | G | C | C | W | T |
| H | B | C | g | F | H | E | Y | X |
| A | D | I | H | C | H | Z | V | F |
| T | O | E | R | A | D | C | V | B |
| A | G | Z | B | T | R | E | E | Y |
| S | H | U | G | V | F | W | E | X |
| T | D | R | A | G | O | N | I | J |
| A | W | B | N | O | M | P | L | Q |
| B | R | O | O | M | S | T | I | C |
| Z | C | X | D | Y | A | E | V | F |

HAT

CAT

DOG

DRAGON

BROOMSTICK

FROG

# ROOM ON THE BROOM

BY JULIA DONALDSON



READ AND COLOUR THE PICTURE.



- THE FROG IS **YELLOW**.

- THE BIRD IS **GREEN**.

- THE DOG IS **BLACK**.

- THE DRAGON IS **RED**.

- THE WITCH HAS GOT **RED** HAIR.

- THE WITCH HAS GOT A **BLUE** HAT.

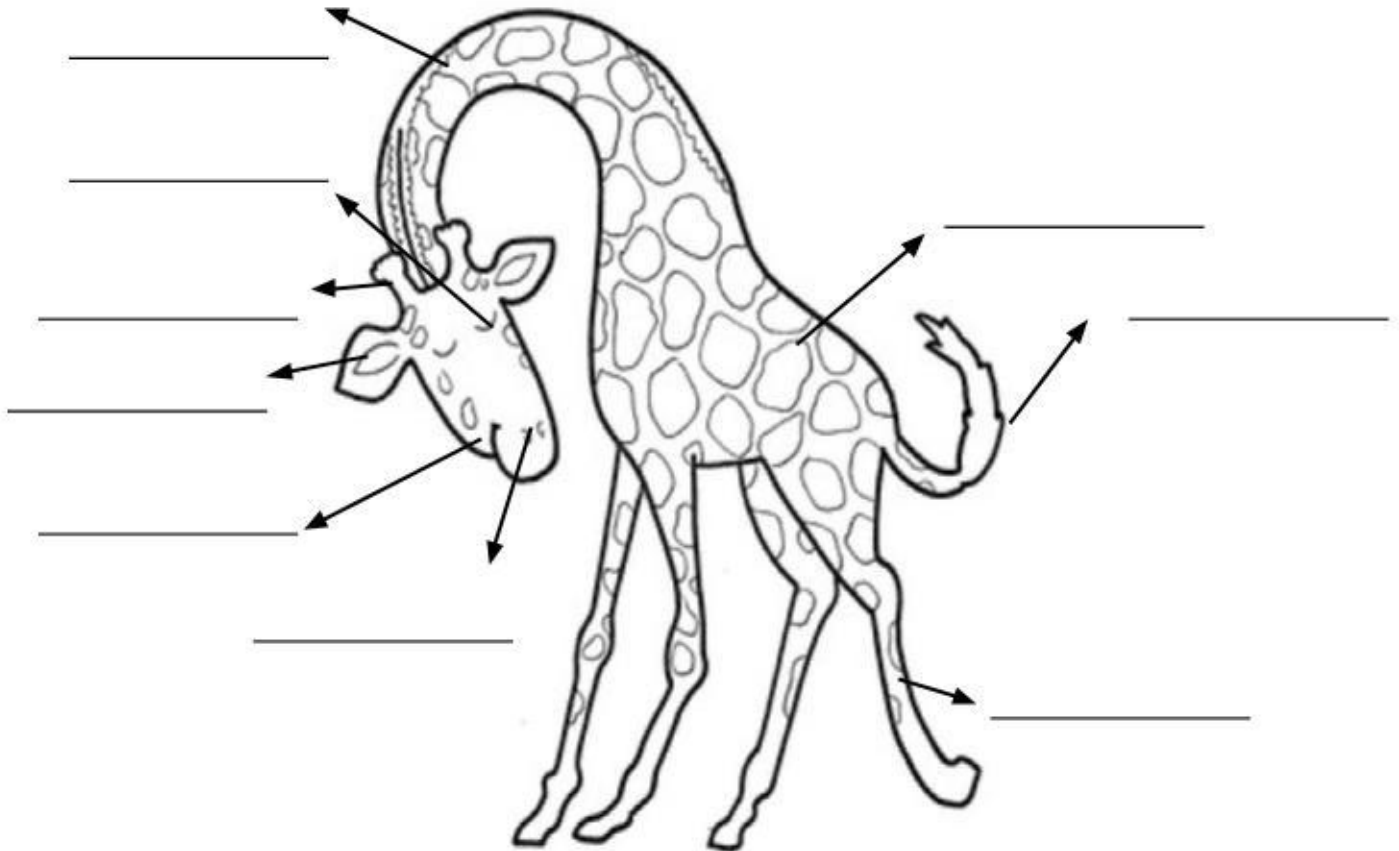


# GIRAFFES CAN'T DANCE

BY GILES ANDREAE

1. LABEL THE PARTS OF GERALD'S BODY.

MOUTH - NOSE - EYES - EARS - HORNS - NECK - LEGS - TAIL - BODY



2. COMPLETE.

THIS IS GERALD.

HE IS A \_\_\_\_\_.

HE HAS GOT A LONG \_\_\_\_\_, TWO \_\_\_\_\_,

FOUR \_\_\_\_\_.

HE HAS GOT A LONG \_\_\_\_\_.


HE LIVES IN THE \_\_\_\_\_.

HE CAN \_\_\_\_\_ LEAVES FROM TALL TREES BUT HE CAN'T \_\_\_\_\_.

HE IS VERY \_\_\_\_\_.

# The Rainbow Fish: Pencil Control

By: \_\_\_\_\_



# My Book About **DINOSAURS**



Name: \_\_\_\_\_

Trace the Letters of the Alphabet

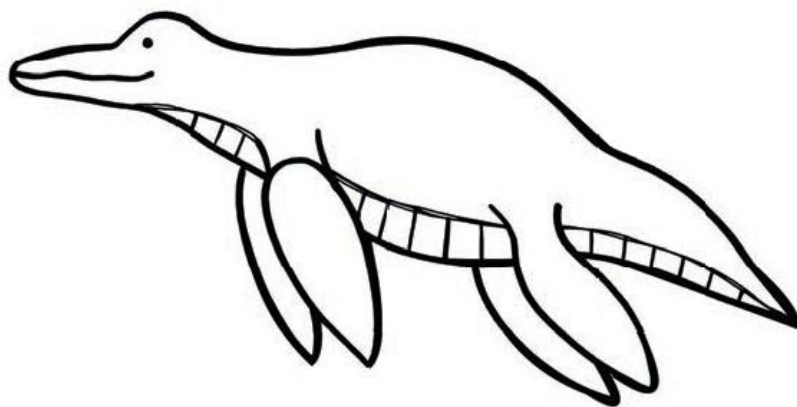
A B C D E F

G H I J K L

M N O P Q R

S T U V W X

Y Z



# Trace the Numbers

1

2

3

4

5

6

7

8

9

10

11

12

13

14

15


16

17

18

19


20





# Can you remember?



Join the dots.



|  |  |  |  |  |  |  |  |  |  |
|--|--|--|--|--|--|--|--|--|--|
|  |  |  |  |  |  |  |  |  |  |
|  |  |  |  |  |  |  |  |  |  |

# Dinosaur or Not?

LOOK AT THE ANIMALS. COLOUR THE ANIMALS THAT ARE DINOSAURS.



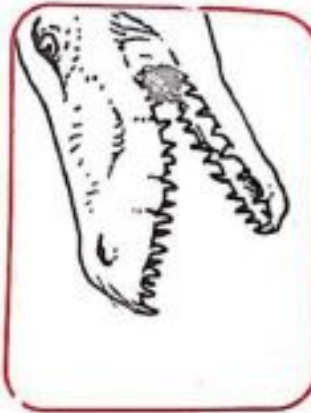
SPIKES



HORNS

LONG NECK

LEGS



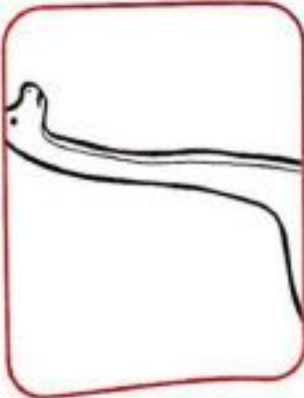
SHARP TEETH

BEAK

WING



TAIL



Name \_\_\_\_\_

# Counting Dinos

Count the dinos and color to match the number.

Color three T-Rexes



3.

Color five Stegosaurus



5.

Color two Apatosaurus



2.

Color four Triceratops



4.

Color one Parasaurolophus




1.

Name \_\_\_\_\_

# Dinosaur Counting


Count the dinosaurs in each row. Circle the correct number.



6 7 8 9 10



6 7 8 9 10



6 7 8 9 10

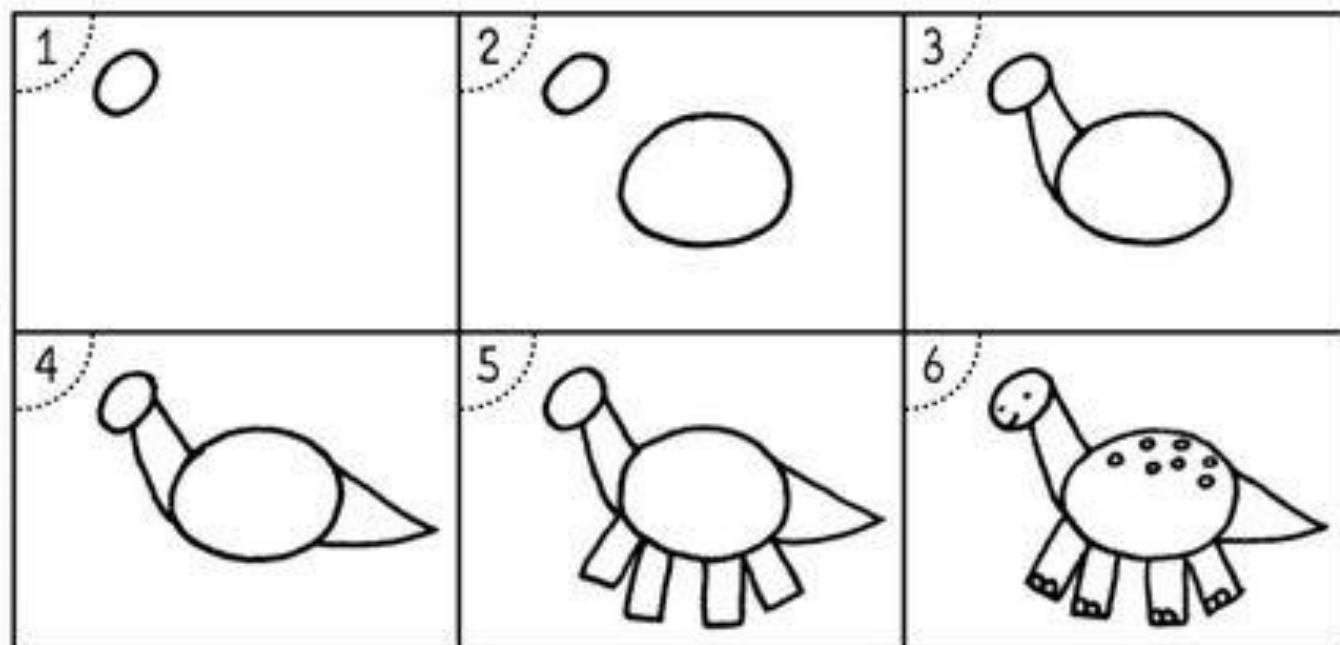


6 7 8 9 10

A Playmate Publishing product © 2000 by Playmate Books




# You Can Draw a Dinosaur!



# Label the Dinosaur

Cut out the labels at the bottom and glue them onto the correct part of the dinosaur.



visit [twinkl.com](https://www.twinkl.com)



tail

nose

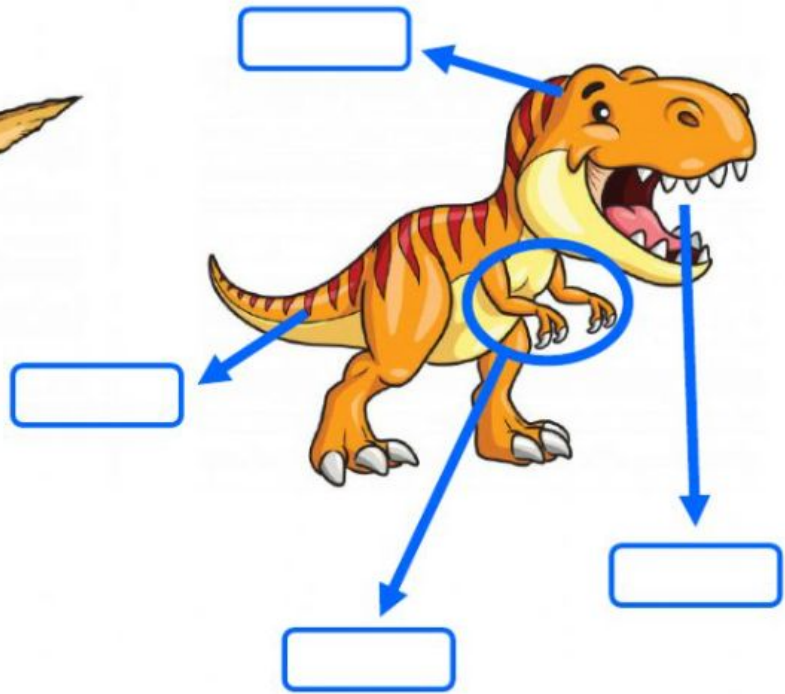
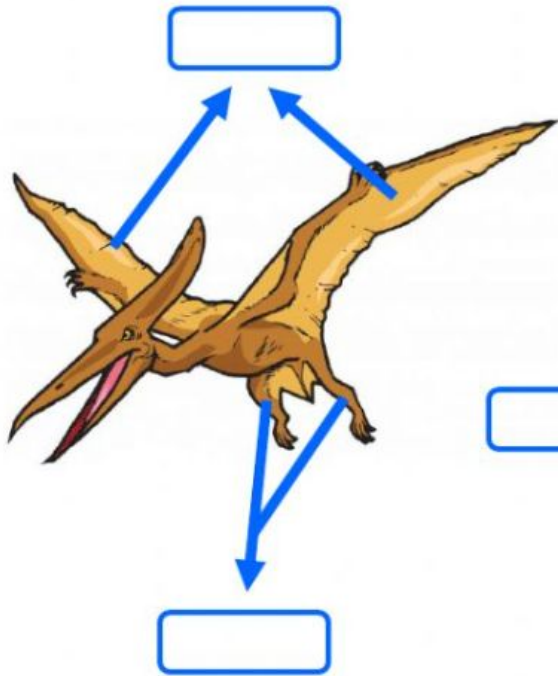
claws

legs

teeth




# I'M A DINOSAUR!

 DRAG AND DROP THE BODY PARTS




ARMS - HEAD - LEGS - TAIL - TEETH - WINGS

 LOOK AND WRITE



Name \_\_\_\_\_

# LABEL THE T-REX




eyes head claws legs arms tail teeth

©Jessica Jaramillo 2018

Name \_\_\_\_\_

# LABEL THE TRICERATOPS



eyes horn legs tail frill

©Jessica Jaramillo 2018




- 1 I've got a long tail.
- 2 I can walk.
- 3 I've got wings.
- 4 I've got a small head.
- 5 I've got 4 legs.
- 6 I can fly.
- 7 I've got big teeth.
- 8 I've got 2 arms.


Look and ✓ or X. Write. Play.


|  | head                                | wings                    | teeth                    | tail                     |
|--|-------------------------------------|--------------------------|--------------------------|--------------------------|
|  | <input checked="" type="checkbox"/> | <input type="checkbox"/> | <input type="checkbox"/> | <input type="checkbox"/> |
| It's got a h e a d. It hasn't got t _____. |                                     |                          |                          |                          |
|  | <input type="checkbox"/>            | <input type="checkbox"/> | <input type="checkbox"/> | <input type="checkbox"/> |
| It's got a t _____. It hasn't got w _____. |                                     |                          |                          |                          |
|  | <input type="checkbox"/>            | <input type="checkbox"/> | <input type="checkbox"/> | <input type="checkbox"/> |
| It's got w _____. It hasn't got a t _____. |                                     |                          |                          |                          |


➔ Look at the picture. Circle and write.


wings arms head teeth tail legs


1 It's got / It hasn't got a  head.

2 It's got / It hasn't got  \_\_\_\_\_.

3 It's got / It hasn't got  \_\_\_\_\_.

4 It's got / It hasn't got a  \_\_\_\_\_.

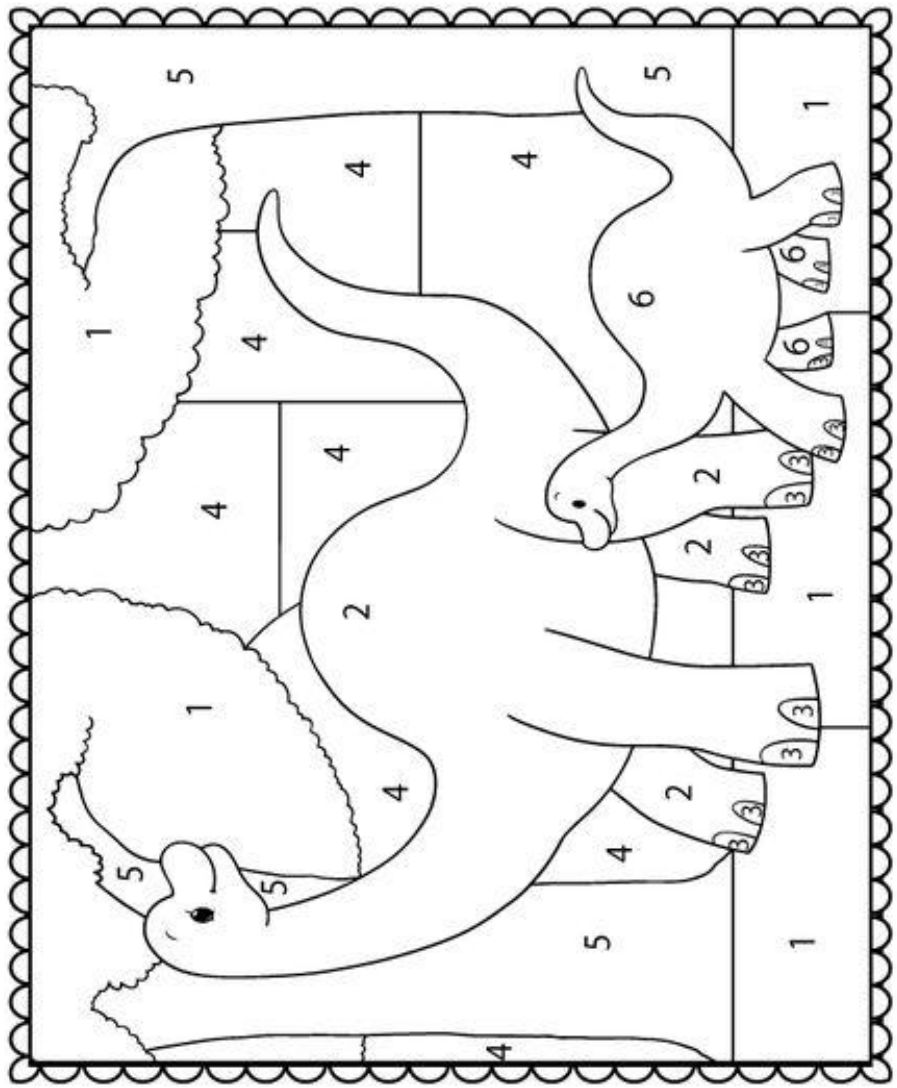

5 It's got / It hasn't got  \_\_\_\_\_.

6 It's got / It hasn't got  \_\_\_\_\_.



➔ Find and circle 5 differences. ➔ Say.






**Color Key**

|         |          |          |
|---------|----------|----------|
| 1 green | 2 purple | 3 gray   |
| 4 blue  | 5 brown  | 6 orange |

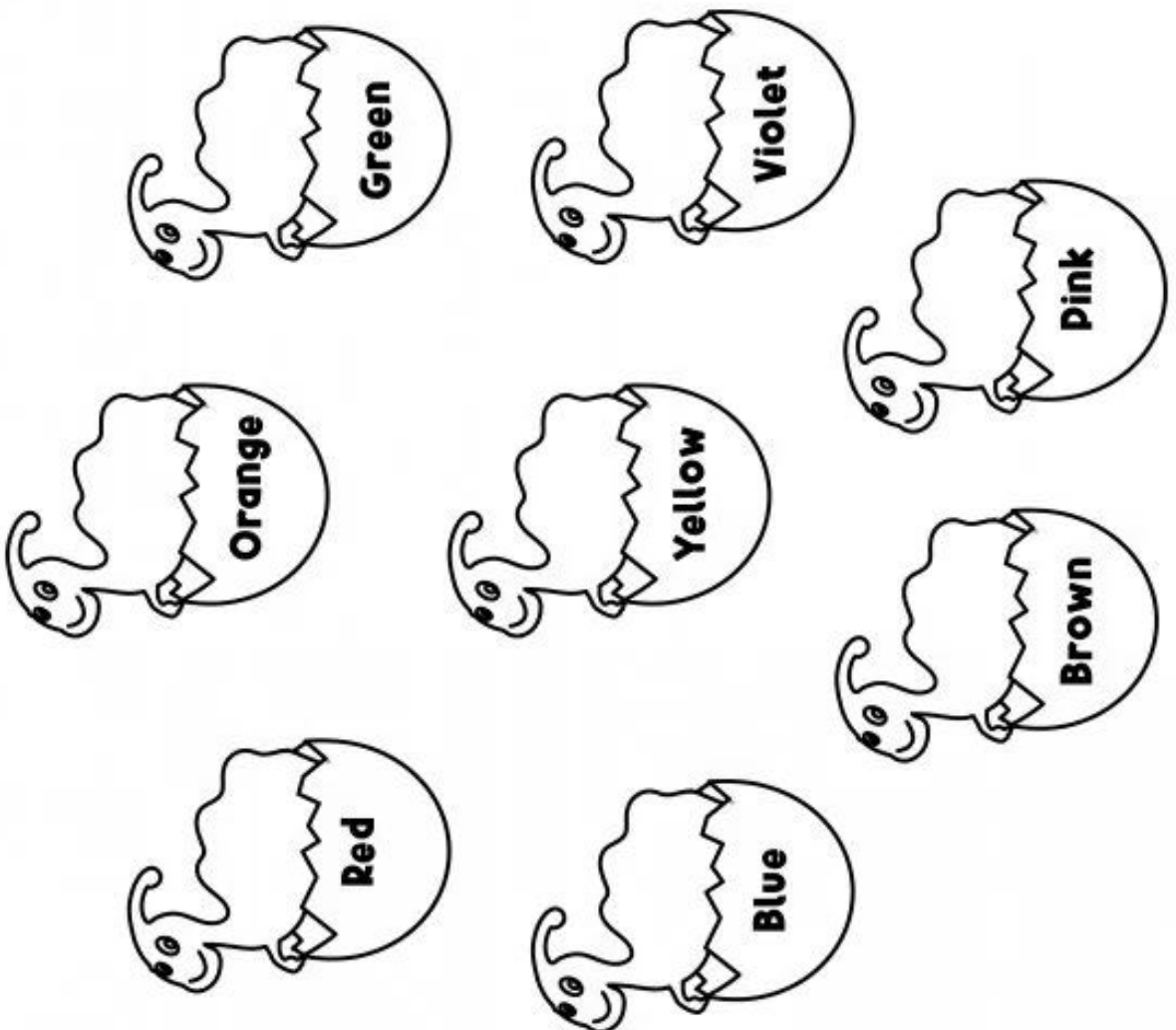
# TYPES OF DINOSAURS

LISTEN AND COLOUR EACH DINOSAUR.



# Hatching Dinosaur

Directions: Color the dinosaurs






# LIFE OF CYCLE DINOSAUR




1



2




3







4





# DINOSAUR DISTRIBUTION

|  |  |
|--|--|
| Fly<br>   |  |
| Swim<br>  |  |
| Walk<br> |  |




Color, cut, and paste the dinosaurs in the correct boxes.

Meat Eaters

Plant Eaters

Copyright © 2020 KindergartenWorksheets.net  
All Rights Reserved




spinosaurus



stegosaurus

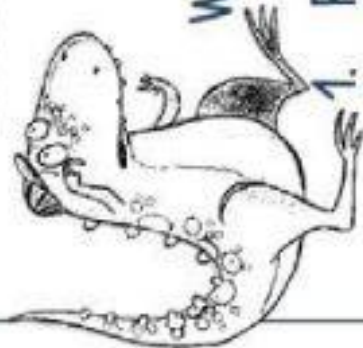


allosaurus



brachiosaurus

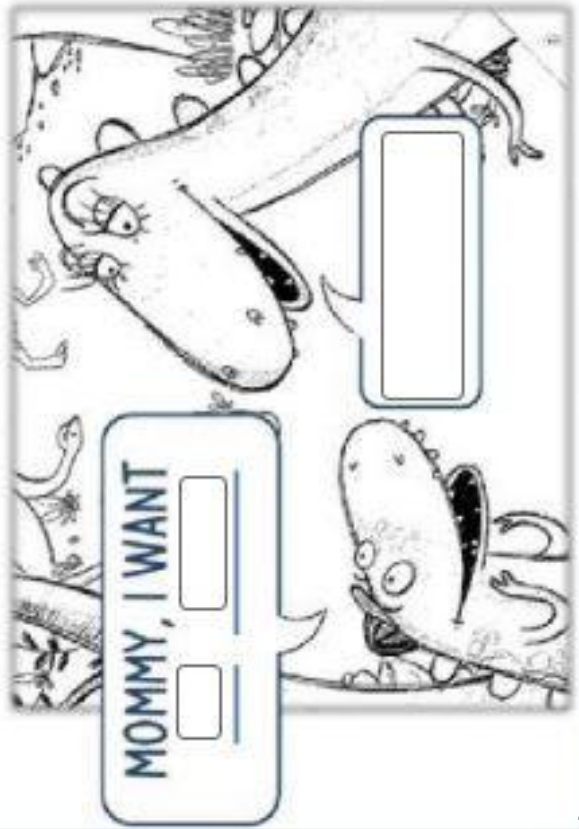
# Rory Wants a Pet




WRITE YES OR NO:

1. RORY IS A DINOSAUR.
2. RORY IS HAPPY.
3. RORY IS IN DINOSAUR CAMP.
4. RORY IS BLUE.
5. RORY WANTS A PET.

COMPLETE THE DIALOGUE AND COLOUR:



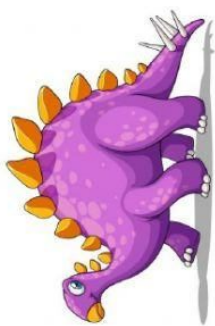
WHERE'S REX?



What Colours Are The Dinosaurs?



BLUE



BROWN

GREEN



GREY

ORANGE

PINK




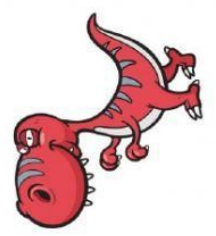
PURPLE

RED



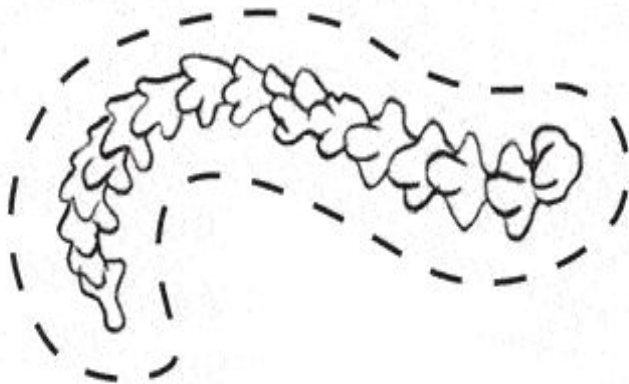
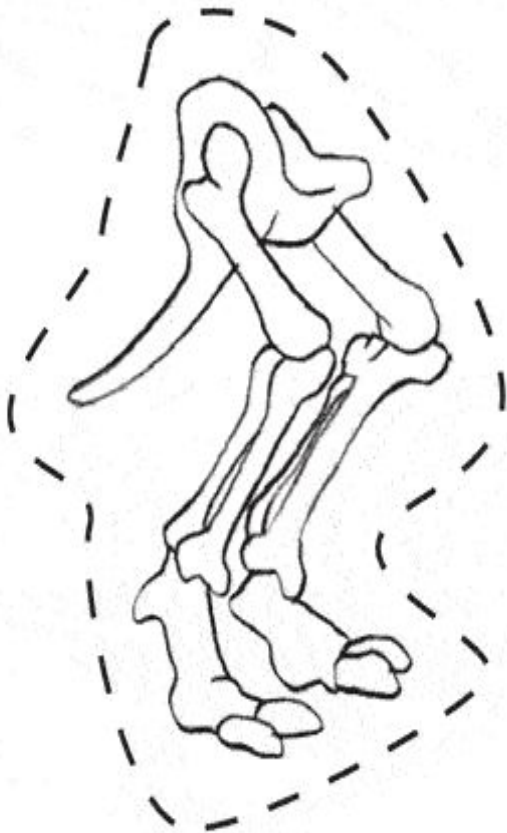
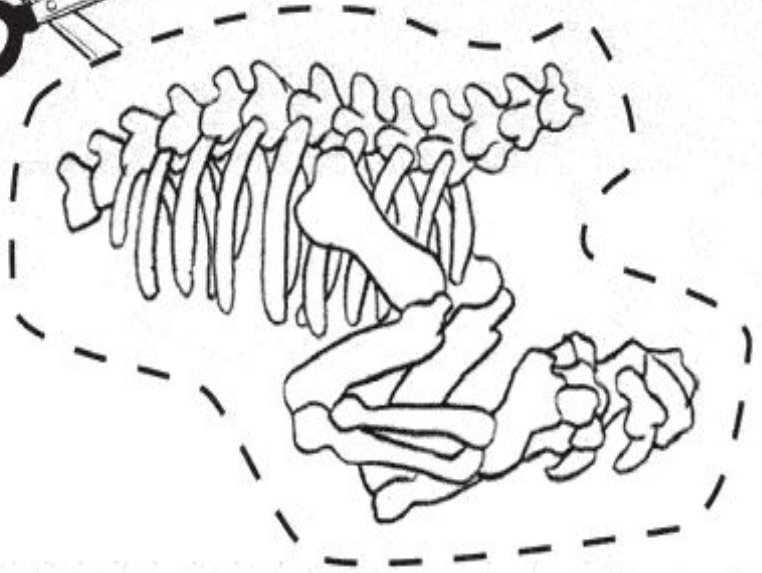
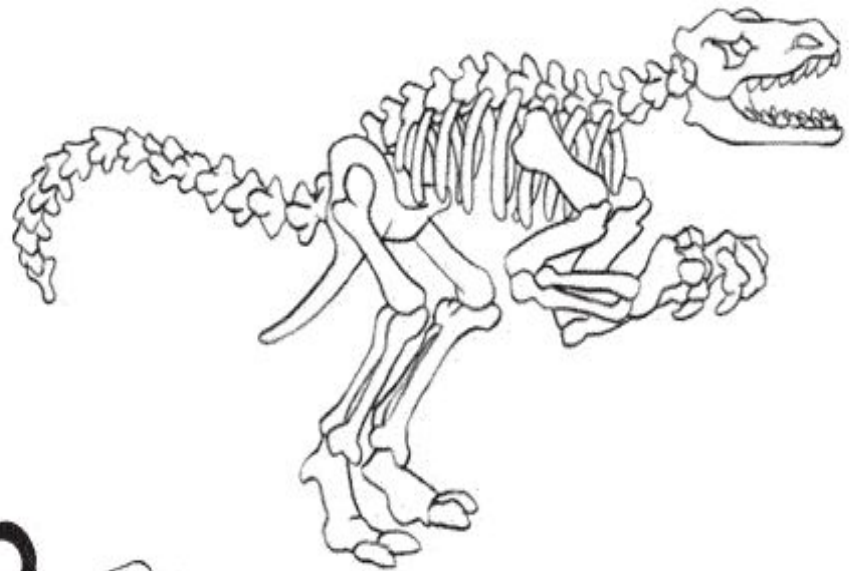
WHITE

YELLOW



# Dinosaur Bones

Cut along the dotted lines and put the dinosaur back together.



# My Dinosaur Research


My dinosaur's habitat.



Dinosaur Name



My dinosaur ate....



Words that describe  
my dinosaur.

